



MR. RESISTOR®
Lighting Specialist Est. 1968



LED EXTRUSION

CATALOGUE

KLUŚ® Inspiring
Solutions























Mr Resistor is a lighting specialist established in 1968.
We are the UK distributor for KLUŚ Tape Extrusions.

Extrusions house LED tape, keeping it cool and giving protection. These diffusers help to create seamless lines of light, reducing visible LED spots. They help to give a professional finish to any project.

We stock extrusions for any requirements including recessed extrusions, surfaced extrusions, ceiling extrusions, walls, cabinets, stairs, floors and more.
















This catalogue will guide you through our range of extrusions, exploring the huge variety of effects that can be achieved using these products.

CABINET & SHELF EXTRUSIONS

					
MAXI p2	MICRO p3	SILER p4	TAMI p5	MDF U p6	PIKO p7
					
STOS p8	REGULOR K p9	MAXI 45° p10	LOC 30 p11	FLUSH 45° p12	MDF PAC p13
					
MDF STOS p14	MAXI K p15	MICRO K p16	TRIADA K p17	KRAV 810 p18	KRAV 56 p19
					
GLASS EDGE p20	KUBIK p21				

CEILING & WALL EXTRUSIONS

					
KOZMA p22	KOZUS p23	KOZUS CR p24	KOZEL p25	POKET p26	DIPOKET p27

					
TEKNIK p28	LOKOM p29	LARKO p30	GIZA p31	LIPOD p32	LIPOD 50 p36
					
PDS ZM p37	PDS ZMG p38	JAZ p39	JAZ DUO p40	INTER p41	OVAL p42
					
OBIT p43	NISA-KON p44	NISA-NI p45			

STAIRS EXTRUSIONS

	
POR p46	STEKO p47

FLOOR EXTRUSIONS

	
LINE HR p48	LINE U p49


LED TAPE	p51
DIMMABLE DRIVERS	p56
WISE CONTROLS RECEIVERS	p57



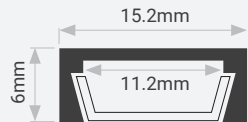
MICRO PLUS | CABINET & SHELF EXTRUSION

The Micro Surface Extrusion Profile comes in 1m or 2m lengths and is used to house LED tape. It is compact (just 6 mm; 0.23" high), extrusion can fit slim designs and thin furniture pieces, light-weight, easily disperses heat.

Also available in Black and White



- | | |
|-----------------------|-----------------|
| Aluminium 1m | MICRO PLUS AL1M |
| Aluminium 2m | MICRO PLUS AL2M |
| Anodised Aluminium 1m | MICRO PLUS AN1M |
| Anodised Aluminium 2m | MICRO PLUS AN2M |



MICRO PLUS | ACCESSORIES

The Extrusion Diffuser is required to diffuse the tape light and give an even glow on surfaces.

- | | |
|----------------|------------------|
| Liger White 1m | DIFF LIGER 1M |
| Liger White 2m | DIFF LIGER 2M |
| Liger Black 1m | DIFF LIGER BLK1 |
| Liger Black 2m | DIFF LIGER BLK2 |
| Ka-Pro 1m | DIFF KAPRO 1M FR |
| Ka-Pro 2m | DIFF KAPRO 2M FR |



The End Cap seals up the furthest end of the extrusion.

- | | |
|-----------------------|----------------|
| End cap Plastic | MICRO PLUS END |
| Power End cap Plastic | MICRO PLUS PWR |



Mounting brackets for mounting LED lighting fixtures. Use 2 - 3 every meter to ensure your extrusions stay in place.

- | | |
|-----------------------------|----------------|
| Metal Extrusion Clip | MICROMAXI CLIP |
| PL-PDM Mounting Bracket | PL-PDM CLIP |
| Adjustable Mounting Bracket | REG-PD-UV |



Compatible LED Tapes

- | | |
|----------------------------|---------|
| A. Tape Cob | Page 51 |
| B. Tape 240 Ultra Seamless | Page 52 |
| E. Tape Dynamic White | Page 54 |



The LED micro switch for easy control of your tape light fixtures.


- | | |
|--------------|----------------|
| Micro Switch | MICRO SWI 1491 |
|--------------|----------------|



MAXI PLUS | CABINET & SHELF EXTRUSION

Designed for the construction of lighting fixtures and backlighting luminaires. In furniture, exhibition, interior design elements like stair treads, platforms, shelves, niches, etc. Can be embedded in narrow grooves.

Also available in Black and White




- | | |
|-----------------------|------------------|
| Aluminium 1m | MAXI PLUS ALU 1M |
| Aluminium 2m | MAXI PLUS ALU 2M |
| Anodised Aluminium 1m | MAXI PLUS ANOD1M |
| Anodised Aluminium 2m | MAXI PLUS ANOD2M |



SILER | CABINET & SHELF EXTRUSION

The Siler Extrusion Profile is for the construction of watertight lighting fixtures, for external use, for example, to highlight elements of building facades, elements of street furniture, to illuminate garage driveways, etc.



- | | |
|-----------------------|------------------|
| Anodised Aluminium 1m | SILER ANOD 1.00M |
| Anodised Aluminium 2m | SILER ANOD 1.00M |
| Anodised Aluminium3m | SILER ANOD 3.00M |



MAXI PLUS | ACCESSORIES

The Extrusion Diffuser is required to diffuse the tape light and give an even glow on surfaces.

- | | |
|----------------|------------------|
| Liger White 1m | DIFF LIGER 1M |
| Liger White 2m | DIFF LIGER 2M |
| Liger Black 1m | DIFF LIGER BLK1 |
| Liger Black 2m | DIFF LIGER BLK2 |
| Ka-Pro 1m | DIFF KAPRO 1M FR |
| Ka-Pro 2m | DIFF KAPRO 2M FR |




The End Cap seals up the furthest end of the extrusion.

- | | |
|-----------------------|------------------|
| End cap Metalized | MAXI PLUS END ML |
| End cap Plastic | MAXI PLUS END PL |
| Power End cap Plastic | MAXI PLUS PWR |



Mounting bracketsfor mounting LED lighting fixtures.Use 2 - 3 every meter to ensure your extrusions stay in place.

- | | |
|-----------------------------|----------------|
| Metal Extrusion Clip | MICROMAXI CLIP |
| PL-PDM Mounting Bracket | PL-PDM CLIP |
| Adjustable Mounting Bracket | REG-PD-UV |




Compatible LED Tapes

- | | |
|-------------------------------|---------|
| A. Tape Cob | Page 51 |
| B. Tape 240 Ultra Seamless | Page 52 |
| C. Tape Ultra Bright Seamless | Page 53 |
| E. Tape Dynamic White | Page 54 |



The LED micro switch for easy control of your tape light fixtures.

- | | |
|--------------|----------------|
| Micro Switch | MICRO SWI 1491 |
|--------------|----------------|



To lift the Micro switch in deep extrusions

- | | |
|-----------------------|--------------|
| Base for Micro Switch | MAXI MW BASE |
|-----------------------|--------------|



SILER | ACCESSORIES

The Extrusion Diffuser is required to diffuse the tape light and give an even glow on surfaces.

- | | |
|------------|------------------|
| Frosted 1m | DIFF SILER 1.00M |
| Frosted 2m | DIFF SILER 2.00M |
| Frosted 3m | DIFF SILER 3.00M |



The End Cap seals up the furthest end of the extrusion.

- | | |
|-----------------|---------------|
| End cap Plastic | SILER END CAP |
|-----------------|---------------|



Mounting bracketsfor mounting LED lighting fixtures. Use 2 - 3 every meter to ensure your extrusions stay in place.

- | | |
|----------------------|------------------|
| Metal Extrusion Clip | SILER/MAXI45CLIP |
|----------------------|------------------|



Compatible LED Tapes

- | | |
|-------------------------------|---------|
| A. Tape Cob | Page 51 |
| B. Tape 240 Ultra Seamless | Page 52 |
| C. Tape Ultra Bright Seamless | Page 53 |
| D. Tape IP68 Waterproof | Page 53 |
| E. Tape Dynamic White | Page 54 |
| F. Tape RGBW | Page 54 |



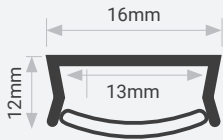
TAMI | CABINET & SHELF EXTRUSION

The Tami Extrusion with LED Tape is mostly used as interior lighting, especially to light cabinets, stairs, glass-cases, or as niche decorative lighting. It is an economy extrusion making it ideal for large projects.

The extrusion is made from high quality anodized aluminum, designed for flexible LED Tape.



Aluminium 2m TAMI 2.07M




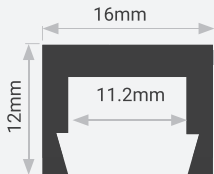
MDF U | CABINET & SHELF EXTRUSION

The MDF U Surface Extrusion comes in 1m lengths and is used to house our LED Tape, which keeps the tape light safe and gives a professional finish.

Can be painted to match furniture



MDF 2m MDF PDS 1070MM



TAMI | ACCESSORIES

The Extrusion Diffuser is required to diffuse the tape light and give an even glow on surfaces.

Frosted 2m DIFFCOVER T2.0M



Compatible LED Tapes

- | | |
|----------------------------|---------|
| A. Tape Cob | Page 51 |
| B. Tape 240 Ultra Seamless | Page 52 |
| E. Tape Dynamic White | Page 54 |




The End Cap seals up the furthest end of the extrusion.

End cap Plastic TAMI ENDCAP



Mounting brackets for mounting LED lighting fixtures. Use 2 - 3 every meter to ensure your extrusions stay in place.

PL-PDM Mounting Bracket PL-PDM CLIP
Adjustable Mounting Bracket REG-PD-UV



MDF U | ACCESSORIES


The Extrusion Diffuser is required to diffuse the tape light and give an even glow on surfaces.

- | | |
|----------------|------------------|
| Liger White 1m | DIFF LIGER 1M |
| Liger White 2m | DIFF LIGER 2M |
| Liger Black 1m | DIFF LIGER BLK1 |
| Liger Black 2m | DIFF LIGER BLK2 |
| Ka-Pro 1m | DIFF KAPRO 1M FR |
| Ka-Pro 2m | DIFF KAPRO 2M FR |




Compatible LED Tapes

- | | |
|----------------------------|---------|
| A. Tape Cob | Page 51 |
| B. Tape 240 Ultra Seamless | Page 52 |



PIKO | CABINET & SHELF EXTRUSION

The profile is designed for use in gaps of various materials with small cross-sections. It can be mounted to the edge of thin planes, glass, plastics etc. used in the furniture, exhibition, stage design, interior design, vehicles, etc.



- Anodised Aluminium 1m PIKO 1M
- Anodised Aluminium 2m PIKO 2M
- Anodised Aluminium 3m PIKO 3M



STOS | CABINET & SHELF EXTRUSION

The Stos Surface Extrusion comes in 1m or 2m lengths and is used to house our LED Tape, which keeps the tape light safe and gives a professional finish.

For Interior Use - interior design, furniture (kitchen cabinets, closets, thin furniture elements), stairs, exhibitors and advertisements.



- Anodised Aluminium 1m STOS ALU 1.07M
- Anodised Aluminium 2m STOS ALU 2.07M



PIKO | ACCESSORIES

The Extrusion Diffuser is required to diffuse the tape light and give an even glow on surfaces.

- Frosted 1m DIFF PIKO 1M
- Frosted 2m DIFF PIKO 2M



The End Cap seals up the furthest end of the extrusion.

- End cap Plastic PIKO END CAP



Compatible LED Tapes

H. Tape Ultra Slim

Page 55



STOS | ACCESSORIES

The Extrusion Diffuser is required to diffuse the tape light and give an even glow on surfaces.

- Frosted 1m DIFF 155FR 1.07M
- Frosted 2m DIFF 155FR 2.07M
- Clear 1m DIFF 156CL1.07M
- Clear 2m DIFF 156CL 2.07M



The End Cap seals up the furthest end of the extrusion.

- End cap Plastic STOS ALU ENDCAP
- Power End cap Plastic STOS POWEREND



Compatible LED Tapes

- A. Tape Cob Page 51
- B. Tape 240 Ultra Seamless Page 52
- E. Tape Dynamic White Page 54



REGULOR | CABINET & SHELF EXTRUSION

Regulor extrusion acts as the connector between the light source and the application area and provides a stylish and finished look. It provides 4 different light angles: 10, 30, 60, 90 degree. Ideal for creating narrow beam lighting.

Used as interior lighting, especially to light cabinets, stairs, glass-cases, or as a decoration light for a niche in drywall ceilings



Anodised Aluminium 1m REGULOR 1M ANOD
Anodised Aluminium 2m REGULOR 1M ANOD




MAXI45° | CABINET & SHELF EXTRUSION

The Maxi 45° Surface Extrusion comes in 1m or 2m lengths and is used to house our LED Tape, which keeps the tape light safe and gives a professional finish.

For furniture corners, surfaces that form 90 degree angle, example: shelf attached to the wall at a 90 degree angle.

Available in black and white versions upon request.



Anodised Aluminium 2m MAXI 45 AL 2.07M



REGULOR | ACCESSORIES

The Extrusion Diffuser is required to diffuse the tape light and give an even glow on surfaces.

Frosted 2m DIFFCOVER T2.0M



The End Cap seals up the furthest end of the extrusion.

End cap Plastic REGULOR END CAP



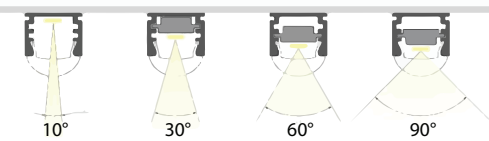
Mounting bracketsfor mounting LED lighting fixtures.
Use 2 - 3 every meter to ensure your extrusions stay in place.

PL-PDM Mounting Bracket PL-PDM CLIP
Adjustable Mounting Bracket REG-PD-UV



Compatible LED Tapes

- | | |
|----------------------------|---------|
| A. Tape Cob | Page 51 |
| B. Tape 240 Ultra Seamless | Page 52 |
| E. Tape Dynamic White | Page 54 |



MAXI 45° | ACCESSORIES

The Extrusion Diffuser is required to diffuse the tape light and give an even glow on surfaces.

- | | |
|----------------|------------------|
| Liger White 1m | DIFF LIGER 1M |
| Liger White 2m | DIFF LIGER 2M |
| Liger Black 1m | DIFF LIGER BLK1 |
| Liger Black 2m | DIFF LIGER BLK2 |
| Ka-Pro 1m | DIFF KAPRO 1M FR |
| Ka-Pro 2m | DIFF KAPRO 2M FR |



The End Cap seals up the furthest end of the extrusion.

End cap Plastic MAXI 45 END
Power End cap Plastic MAXI 45 POWEREND



Mounting bracketsfor mounting LED lighting fixtures.
Use 2 - 3 every meter to ensure your extrusions stay in place.

Metal Extrusion Clip SILER/MAXI45CLIP



Compatible LED Tapes

- | | |
|----------------------------|---------|
| A. Tape Cob | Page 51 |
| B. Tape 240 Ultra Seamless | Page 52 |
| E. Tape Dynamic White | Page 54 |



The LED micro switch for easy control of your tape light fixtures.

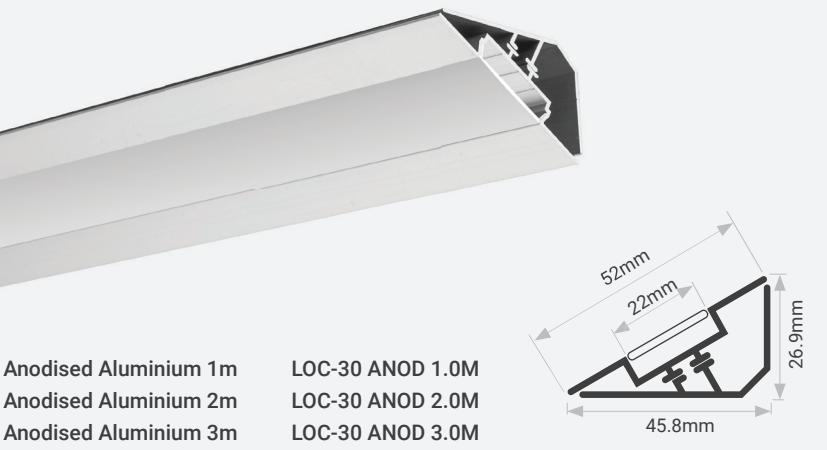
Micro Switch MICRO SWI 1491



LOC 30 | CABINET & SHELF EXTRUSION

LOC-30 angle extrusion is designed to be mounted in places where surfaces are connected at right angles e.g. **under kitchen cabinets** - at the junction of the wall surface and the bottom of the cabinets, under shelves, in the corner formed by the contact of the wall and the frame of the display window, etc.

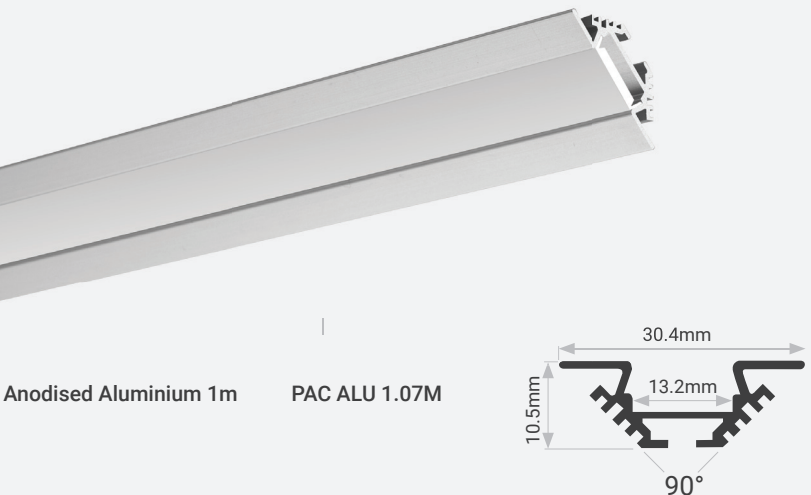
Available in black and white versions upon request.



FLUSH 45° | CABINET & SHELF EXTRUSION

The Flush 45° Extrusion comes in 1m or 2m lengths and is used to house our LED Tape, which keeps the tape light safe and gives a professional finish.

For furniture corners, surfaces that form 90 degree angle, example: shelf attached to the wall at a 90 degree angle.



LOC 30 | ACCESSORIES

The Extrusion Diffuser is required to diffuse the tape light and give an even glow on surfaces.

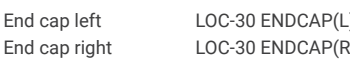


Compatible LED Tapes

- A. Tape Cob Page 51
- B. Tape 240 Ultra Seamless Page 52
- C. Tape Ultra Bright Seamless Page 53
- D. Tape IP68 Waterproof Page 53
- E. Tape Dynamic White Page 54
- F. Tape RGBW Page 54



The End Cap seals up the furthest end of the extrusion.



FLUSH 45° | ACCESSORIES

The Extrusion Diffuser is required to diffuse the tape light and give an even glow on surfaces.





Compatible LED Tapes

- A. Tape Cob Page 51
- B. Tape 240 Ultra Seamless Page 52
- C. Tape Ultra Bright Seamless Page 53
- D. Tape IP68 Waterproof Page 53
- E. Tape Dynamic White Page 54
- F. Tape RGBW Page 54




The End Cap seals up the furthest end of the extrusion.



MDF PAC | CABINET & SHELF EXTRUSION

The MDF Pac Surface Extrusion comes in 1m lengths and is used to house our LED Tape, which keeps the tape light safe and gives a professional finish.

For furniture corners, surfaces that form 90 degree angle, example: shelf attached to the wall at a 90 degree angle.



MDF 1m MDF PAC 1000MM

MDF PAC | ACCESSORIES


The Extrusion Diffuser is required to diffuse the tape light and give an even glow on surfaces.

- | | |
|----------------|------------------|
| Liger White 1m | DIFF LIGER 1M |
| Liger White 2m | DIFF LIGER 2M |
| Liger Black 1m | DIFF LIGER BLK1 |
| Liger Black 2m | DIFF LIGER BLK2 |
| Ka-Pro 1m | DIFF KAPRO 1M FR |
| Ka-Pro 2m | DIFF KAPRO 2M FR |




Compatible LED Tapes

- | | |
|----------------------------|---------|
| A. Tape Cob | Page 51 |
| B. Tape 240 Ultra Seamless | Page 52 |



STOS-MDF | CABINET & SHELF EXTRUSION

The STOS-MDF Surface Extrusion Profile comes in 1M length and it is used to house LED strips up to 10 mm wide (0.39”), which keeps the tape light safe and out of the way. This Surface Extrusion Profile is paintable to match any wall colour or home décor.



MDF 1m MDF STOS 1000MM

MDF STOS | ACCESSORIES

The Extrusion Diffuser is required to diffuse the tape light and give an even glow on surfaces.

- | | |
|----------------|------------------|
| Liger White 1m | DIFF LIGER 1M |
| Liger White 2m | DIFF LIGER 2M |
| Liger Black 1m | DIFF LIGER BLK1 |
| Liger Black 2m | DIFF LIGER BLK2 |
| Ka-Pro 1m | DIFF KAPRO 1M FR |
| Ka-Pro 2m | DIFF KAPRO 2M FR |



Compatible LED Tapes


- | | |
|----------------------------|---------|
| A. Tape Cob | Page 51 |
| B. Tape 240 Ultra Seamless | Page 52 |



MAXI K | CABINET & SHELF EXTRUSION

The Maxi Recessed Extrusion comes in 1m or 2m lengths and is used to house our LED Tape, which keeps the tape light safe and gives a professional finish.

For mounting into grooves - (milled in different types of furniture boards)



MICRO K | CABINET & SHELF EXTRUSION

The Micro K Recessed Extrusion comes in 1m or 2m lengths and is used to house our LED Tape, which keeps the tape light safe and gives a professional finish.

For mounting into grooves - (slim design and thin furniture pieces)

Available in black and white versions upon request.



MAXI K | ACCESSORIES

The Extrusion Diffuser is required to diffuse the tape light and give an even glow on surfaces.

- | | |
|----------------|------------------|
| Liger White 1m | DIFF LIGER 1M |
| Liger White 2m | DIFF LIGER 2M |
| Liger Black 1m | DIFF LIGER BLK1 |
| Liger Black 2m | DIFF LIGER BLK2 |
| Ka-Pro 1m | DIFF KAPRO 1M FR |
| Ka-Pro 2m | DIFF KAPRO 2M FR |



Compatible LED Tapes

- | | |
|----------------------------|---------|
| A. Tape Cob | Page 51 |
| B. Tape 240 Ultra Seamless | Page 52 |
| E. Tape Dynamic White | Page 54 |




The End Cap seals up the furthest end of the extrusion.

- | | |
|-----------------|----------------|
| End cap Plastic | MAXI K RND END |
|-----------------|----------------|



The LED micro switch for easy control of your tape light fixtures.

- | | |
|--------------|----------------|
| Micro Switch | MICRO SWI 1491 |
|--------------|----------------|



MICRO K | ACCESSORIES

The Extrusion Diffuser is required to diffuse the tape light and give an even glow on surfaces.

- | | |
|----------------|------------------|
| Liger White 1m | DIFF LIGER 1M |
| Liger White 2m | DIFF LIGER 2M |
| Liger Black 1m | DIFF LIGER BLK1 |
| Liger Black 2m | DIFF LIGER BLK2 |
| Ka-Pro 1m | DIFF KAPRO 1M FR |
| Ka-Pro 2m | DIFF KAPRO 2M FR |



Compatible LED Tapes

- | | |
|----------------------------|---------|
| A. Tape Cob | Page 51 |
| B. Tape 240 Ultra Seamless | Page 52 |



The End Cap seals up the furthest end of the extrusion.

- | | |
|-----------------|--------------|
| End cap Plastic | MICRO K2 END |
|-----------------|--------------|



The LED micro switch for easy control of your tape light fixtures.


- | | |
|--------------|----------------|
| Micro Switch | MICRO SWI 1491 |
|--------------|----------------|



TRIADA K | CABINET & SHELF EXTRUSION

The Triada Triple K Extrusion comes in 1m or 2m lengths and is used to house our LED Tape, which keeps the tape light safe and gives a professional finish.

For Interior Use - Ideal for achieving a more powerful light from your LED Tape with three extrusions combined, also combining different LED tape colours, to achieve different moods



Anodised Aluminium 1m TRIADA K AL1.07M
Anodised Aluminium 2m TRIADA K AL2.07M



TRIADA K | ACCESSORIES

The Extrusion Diffuser is required to diffuse the tape light and give an even glow on surfaces.

Frosted 1m DIFF 155FR 1.07M
Frosted 2m DIFF 155FR 2.07M
Clear 1m DIFF 156CL1.07M
Clear 2m DIFF 156CL 2.07M



Compatible LED Tapes

A. Tape Cob Page 51
B. Tape 240 Ultra Seamless Page 52
E. Tape Dynamic White Page 54



The End Cap seals up the furthest end of the extrusion.


End cap Plastic TRIADA K ENDCAP



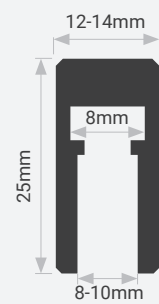
KRAV-810 | GLASS EXTRUSION

The KRAV-810 Profile extrusion is used for the edge illumination of transparent and frosted panels.
Assembly - installation using self-adhesive tape and clasps

Additional information - the extrusion is a lighting fixture, not a structural element - space for LED strip: 10 mm



Anodised Aluminium 1m KRAV 810 ANOD 1M



KRAV-810 | ACCESSORIES


The End Cap seals up the furthest end of the extrusion.

End cap Plastic KRAV 810 ENDCAP




Compatible LED Tapes

H. Tape Ultra Slim Page 55



KRAV-56 | GLASS EXTRUSION

The KRAV-56 Profile extrusion is used for the edge illumination of transparent and frosted panels.
Assembly - installation using self-adhesive tape and clasps
Additional information - the extrusion is a lighting fixture, not a structural element - space for LED strip: 7 mm




Anodised Aluminium 1m KRAV 56 ANOD 1M



EDGE U | GLASS EXTRUSION

The Glass Edge Surface Extrusion clamps onto a 6.5mm piece of glass (not included) which then projects the LED light through the side, illuminating any frosted pattern / text which has been imprinted onto the glass surface.
For lighting glass



Anodised Aluminium 1m EDGE U ANOD 1.0M
Anodised Aluminium 2m EDGE U ANOD 2.0M
Anodised Aluminium 3m EDGE U ANOD 3.0M



KRAV-56 | ACCESSORIES

The End Cap seals up the furthest end of the extrusion.

End cap Plastic KRAV 56 ENDCAP



Compatible LED Tapes

H. Tape Ultra Slim Page 55



EDGE U | ACCESSORIES

The End Cap seals up the furthest end of the extrusion.

End cap Plastic EX END CAP
End cap Steel EX END CAP
Power End Cap EX-3D-OTW ENDCAP







Compatible LED Tapes

A. Tape Cob Page 51
B. Tape 240 Ultra Seamless Page 52
E. Tape Dynamic White Page 54




INSTALLING THE EDGE U EXTRUSION WITH LED TAPE



KUBIK | CONSTRUCTION EXTRUSION

Kubik Extrusions are designed for construction of bespoke frames that serve as lighting fixtures for LED tape. The light from the LED tape can be directed inside or outside at an angle of 45° to its sides. It can be used for the construction of custom lamps used for illumination in a standing, hanging, or wall arrangement.

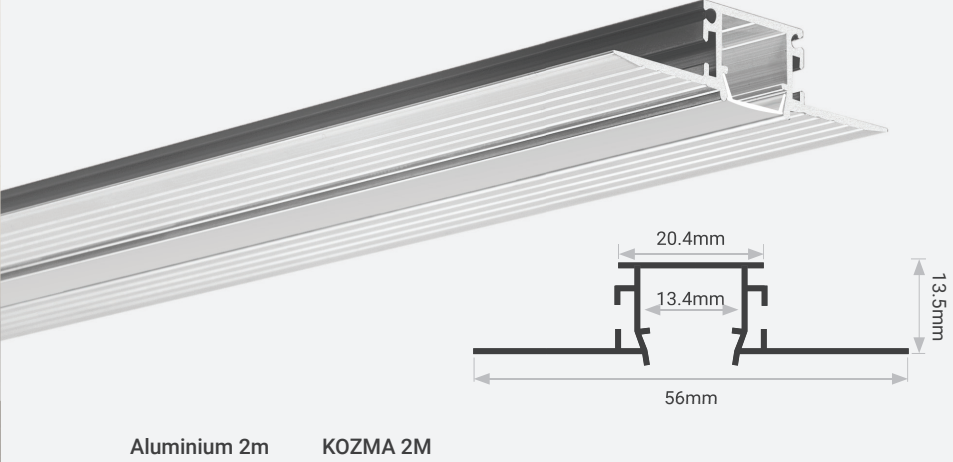


Anodised Aluminium 2m KUBIK 45 ANOD



KOZMA | CEILING/WALL EXTRUSION

The Kozma Extrusion is a slimmer profile for installation in dry-walls, ceilings or grooves. The exposed aluminium wings can then be plastered over and painted to leave an elegant line of light. Creative compositions of narrow lines of light can be produced in the surfaces of walls and ceilings.



Aluminium 2m KOZMA 2M



KUBIK | ACCESSORIES

The Extrusion Diffuser is required to diffuse the tape light and give an even glow on surfaces.

- | | |
|----------------|------------------|
| Liger White 1m | DIFF LIGER 1M |
| Liger White 2m | DIFF LIGER 2M |
| Liger Black 1m | DIFF LIGER BLK1 |
| Liger Black 2m | DIFF LIGER BLK2 |
| Ka-Pro 1m | DIFF KAPRO 1M FR |
| Ka-Pro 2m | DIFF KAPRO 2M FR |



Compatible LED Tapes

- | | |
|----------------------------|---------|
| A. Tape Cob | Page 51 |
| B. Tape 240 Ultra Seamless | Page 52 |
| E. Tape Dynamic White | Page 54 |



Connectors connect and holds profiles to create linear fixtures that can be arranged for long runs or combined in multi angle setups.



90° vertical Connector ZMPION90
90° horizontal Connector ZM90
180° Connector ZM180



KOZMA | ACCESSORIES

The Extrusion Diffuser is required to diffuse the tape light and give an even glow on surfaces.

- | | |
|----------------|------------------|
| Liger White 1m | DIFF LIGER 1M |
| Liger White 2m | DIFF LIGER 2M |
| Liger Black 1m | DIFF LIGER BLK1 |
| Liger Black 2m | DIFF LIGER BLK2 |
| Ka-Pro 1m | DIFF KAPRO 1M FR |
| Ka-Pro 2m | DIFF KAPRO 2M FR |





Compatible LED Tapes

- | | |
|-------------------------------|---------|
| A. Tape Cob | Page 51 |
| B. Tape 240 Ultra Seamless | Page 52 |
| C. Tape Ultra Bright Seamless | Page 53 |
| D. Tape IP68 Waterproof | Page 53 |
| E. Tape Dynamic White | Page 54 |
| F. Tape RGBW | Page 54 |



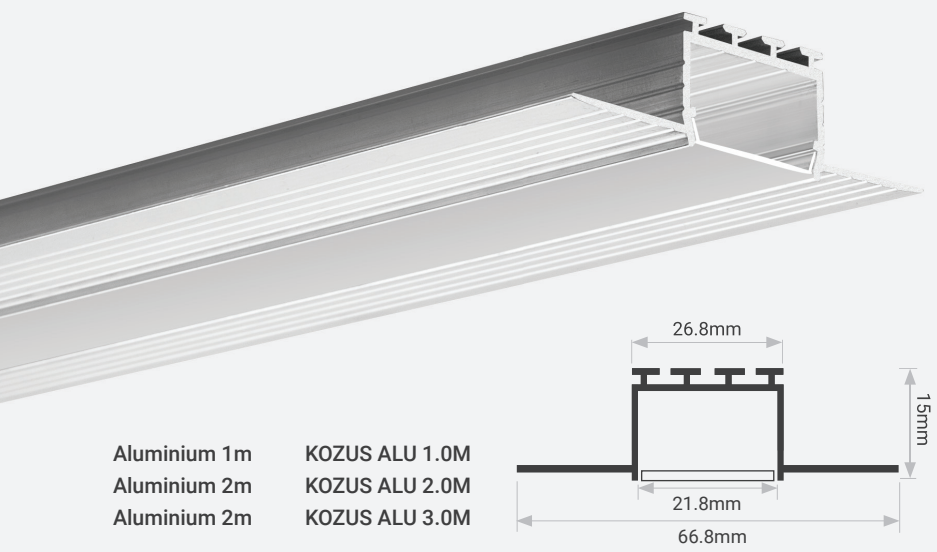
The End Cap seals up the furthest end of the extrusion.

End cap Plastic KOZMA ENDCAP



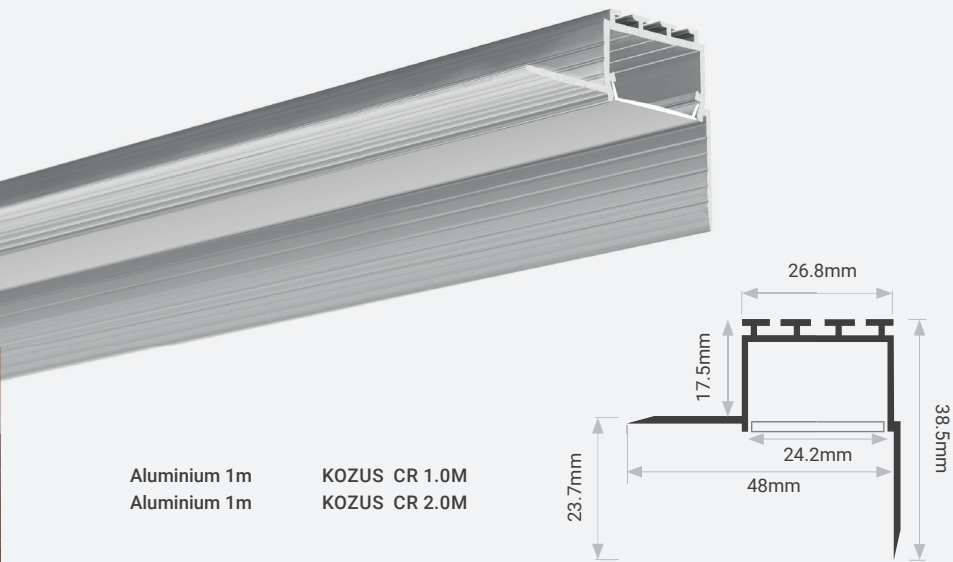
KOZUS | CEILING/WALL EXTRUSION

KOZUS extrusion can be fixed in slots made in previously fitted drywall using gypsum adhesive (GS 20 CECOL) or mounting adhesive. KOZUS can be used in areas without altering or cutting existing beams/studs.



KOZUS CR | CEILING/WALL EXTRUSION


Create a line of light at the junction between walls and ceilings. Intended for 16mm thick drywall. Fixed in the gap between the wall and ceiling using mounting adhesive. Extrusion wings covered with gypsum plaster.



KOZUS | ACCESSORIES

The Extrusion Diffuser is required to diffuse the tape light and give an even glow on surfaces.

Frosted 2m	DIFF LIGER WID2M
Black 2m	DIFF LIGER W2MBK
Frosted 3m	DIFF LIGER WID3M



Compatible LED Tapes

A. Tape Cob	Page 51
B. Tape 240 Ultra Seamless	Page 52
C. Tape Ultra Bright Seamless	Page 53
D. Tape IP68 Waterprrof	Page 53
E. Tape Dynamic White	Page 54
F. Tape RGBW	Page 54




The End Cap seals up the furthest end of the extrusion.

End cap Plastic	KOZUS END CAP
-----------------	---------------



INSTALLING THE KOZUS RECESSED EXTRUSION



KOZUS CR | ACCESSORIES

The Extrusion Diffuser is required to diffuse the tape light and give an even glow on surfaces.

Frosted 2m	DIFF LIGER WID2M
Black 2m	DIFF LIGER W2MBK
Frosted 3m	DIFF LIGER WID3M



Compatible LED Tapes

A. Tape Cob	Page 51
B. Tape 240 Ultra Seamless	Page 52
C. Tape Ultra Bright Seamless	Page 53
D. Tape IP68 Waterprrof	Page 53
E. Tape Dynamic White	Page 54
F. Tape RGBW	Page 54



The End Cap seals up the furthest end of the extrusion.

End cap Plastic	KOZUS END CAP
-----------------	---------------

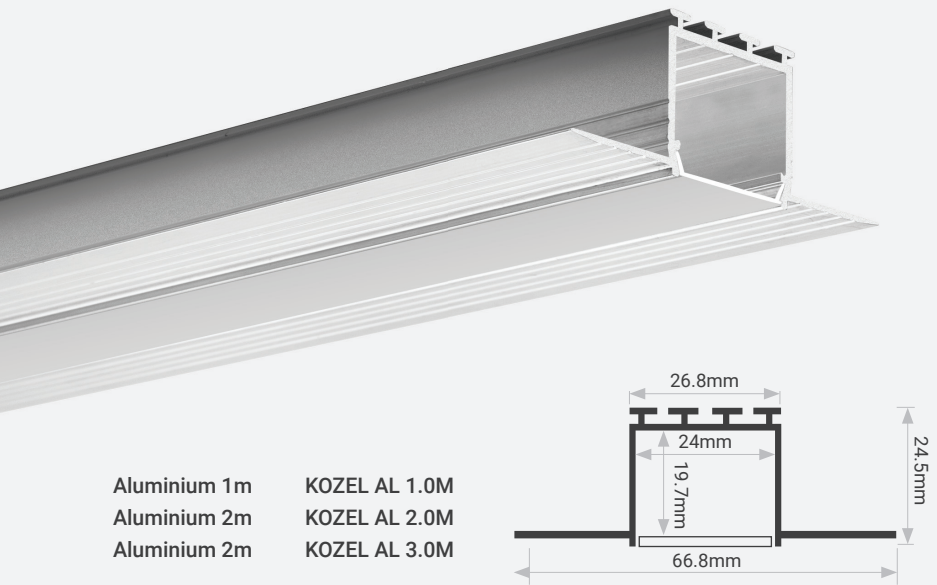


INSTALLING THE KOZUS RECESSED EXTRUSION



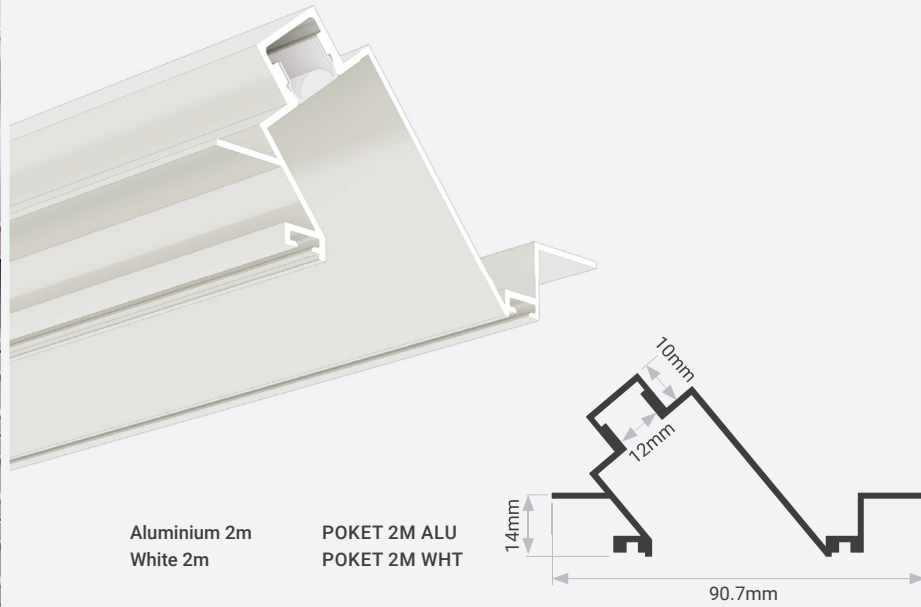
KOZEL | CEILING/WALL EXTRUSION

The Kozel profile is designed for mounting in drywall. It makes a LED fixture that creates a line of light in wall and ceiling surfaces with no aluminum parts showing.



POKET | CEILING/WALL EXTRUSION


The Pokat is designed to be mounted and plastered into ceilings. It is used to produce angled light at 50°, ideal for wall washing and lighting artwork.



KOZEL | ACCESSORIES

The Extrusion Diffuser is required to diffuse the tape light and give an even glow on surfaces.

Frosted 2m	DIFF LIGER WID2M
Black 2m	DIFF LIGER W2MBK
Frosted 3m	DIFF LIGER WID3M



Compatible LED Tapes

A. Tape Cob	Page 51
B. Tape 240 Ultra Seamless	Page 52
C. Tape Ultra Bright Seamless	Page 53
E. Tape Dynamic White	Page 54
F. Tape RGBW	Page 54




The End Cap seals up the furthest end of the extrusion.

End cap Plastic	KOZEL END CAP
-----------------	---------------



INSTALLING THE KOZEL RECESSED EXTRUSION



POKET | ACCESSORIES

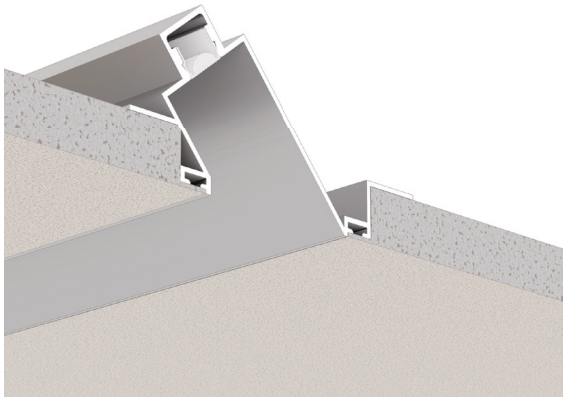
The End Cap seals up the furthest end of the extrusion.

End cap grey	POKET ENDCAP G
End cap white	POKET ENDCAP W



Compatible LED Tapes

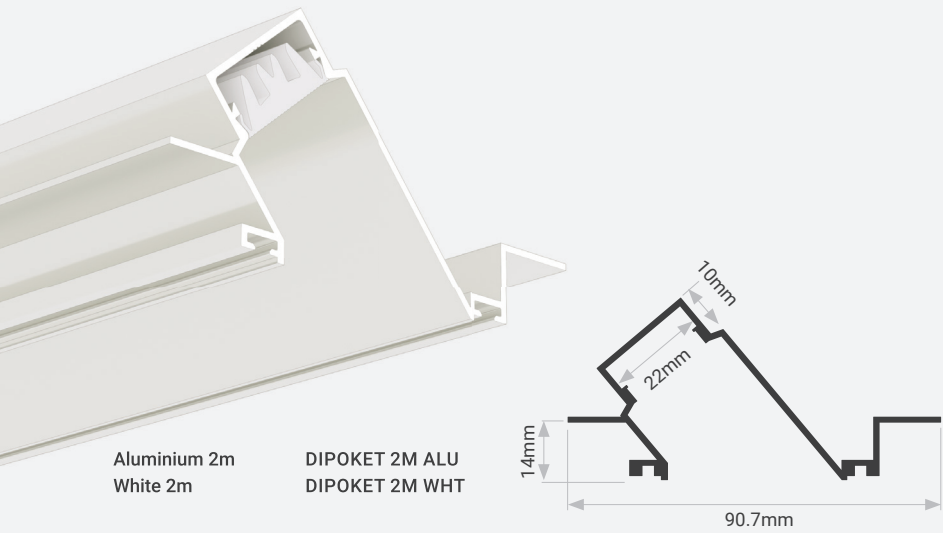
A. Tape Cob	Page 51
B. Tape 240 Ultra Seamless	Page 52
C. Tape Ultra Bright Seamless	Page 53
E. Tape Dynamic White	Page 54
F. Tape RGBW	Page 54



DIPOKET | CEILING/WALL EXTRUSION

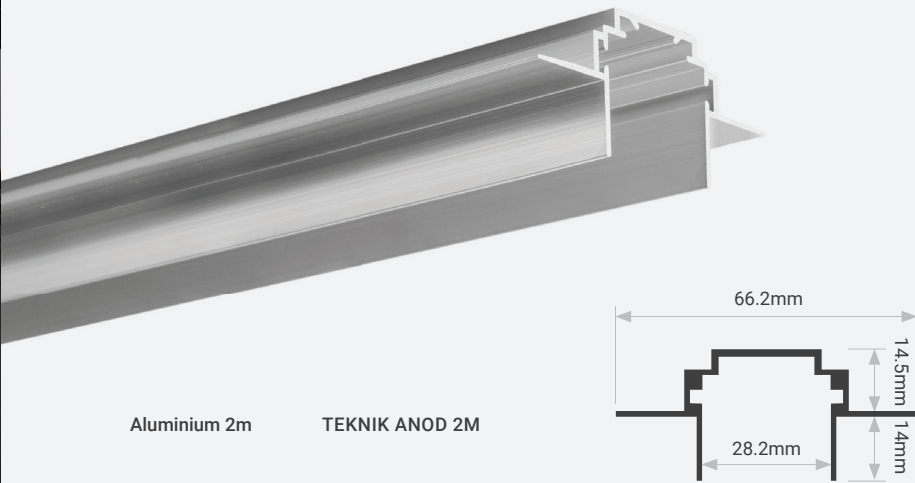
The Lipod is designed to be mounted into ceilings and drywall in conjunction with the Teknik, Page 30. The extrusion can accommodate two of the 10mm wide LED strips. Extrusion can be mounted to a surface with the use of mounting springs.

Surface finish: anodized



TEKNIK | CEILING/WALL EXTRUSION

Create a line of light at the junction between walls and ceilings. Intended for 16mm thick drywall. Fixed in the gap between the wall and ceiling using mounting adhesive. Extrusion wings covered with gypsum plaster.



DIPOKET | ACCESSORIES

The End Cap seals up the furthest end of the extrusion.

- End cap grey DIPOKET ENDCAP G
- End cap white DIPOKET ENDCAP W




Compatible LED Tapes

- A. Tape Cob Page 51
- B. Tape 240 Ultra Seamless Page 52
- C. Tape Ultra Bright Seamless Page 53
- E. Tape Dynamic White Page 54



TEKNIK | ACCESSORIES

Suitable LED extrusions;




Compatible LED Tapes

- A. Tape Cob Page 51
- B. Tape 240 Ultra Seamless Page 52
- C. Tape Ultra Bright Seamless Page 53
- D. Tape IP68 Waterproff Page 53
- E. Tape Dynamic White Page 54
- F. Tape RGBW Page 54



Plastic element designed for the mounting architectural extrusions into TEKNIK extrusions. One meter of the profile requires three pairs (6pcs) of such clips.


- Mounting Clip
- TEKNIK CLIP



LOKOM | CEILING/WALL EXTRUSION

The Lokom is designed to be mounted into ceilings and drywall in conjunction with the Teknik, Page 28. The extrusion can accommodate two of the 10mm wide LED strips. Extrusion can be mounted to a surface with the use of mounting springs.

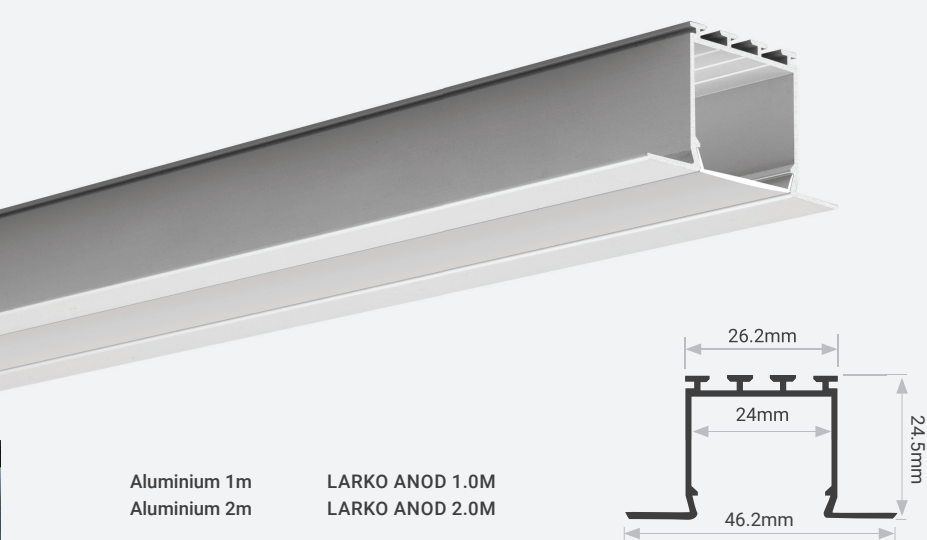
Surface finish: anodized



LARKO | CEILING/WALL EXTRUSION

The Larko is designed to be mounted into ceilings and drywall in conjunction with the Teknik, Page 28. The extrusion can accommodate two of the 10mm wide LED strips. It can be recessed or it can be mounted to a surface with mounting springs.

Surface finish: anodized



LOKOM | ACCESSORIES


The Extrusion Diffuser is required to diffuse the tape light and give an even glow on surfaces.

Frosted 2m	DIFF LIGER WID2M
Black 2m	DIFF LIGER W2MBK
Frosted 3m	DIFF LIGER WID3M

The End Cap seals up the furthest end of the extrusion.



The KMA Clip Spring is used to mount Recessed Extrusions.



Compatible LED Tapes

A. Tape Cob	Page 51
B. Tape 240 Ultra Seamless	Page 52
C. Tape Ultra Bright Seamless	Page 53
D. Tape IP68 Waterprrof	Page 53
E. Tape Dynamic White	Page 54
F. Tape RGBW	Page 54



LARKO | ACCESSORIES

The Extrusion Diffuser is required to diffuse the tape light and give an even glow on surfaces.

Frosted 2m	DIFF LIGER WID2M
Black 2m	DIFF LIGER W2MBK
Frosted 3m	DIFF LIGER WID3M

The End Cap seals up the furthest end of the extrusion.



The KMA Clip Spring is used to mount Recessed Extrusions.



Compatible LED Tapes

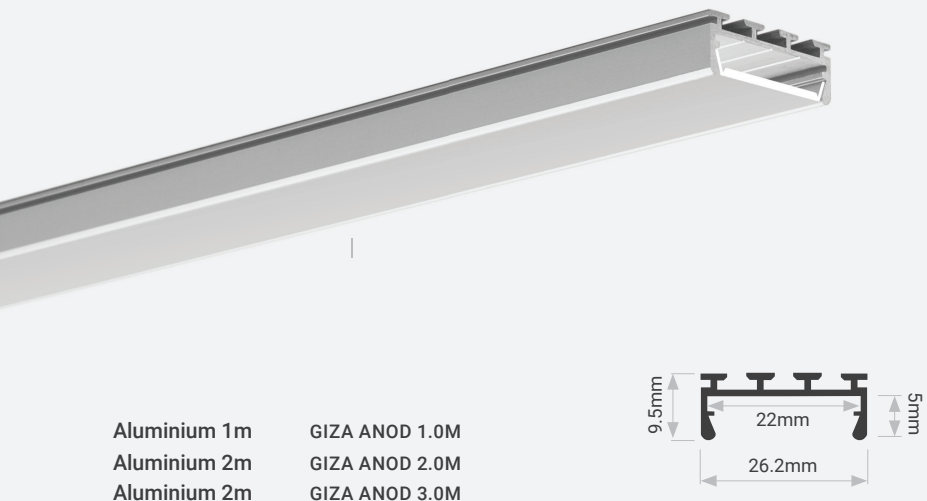
A. Tape Cob	Page 51
B. Tape 240 Ultra Seamless	Page 52
C. Tape Ultra Bright Seamless	Page 53
D. Tape IP68 Waterprrof	Page 53
E. Tape Dynamic White	Page 54
F. Tape RGBW	Page 54



GIZA | CEILING/WALL EXTRUSION

The Giza is designed to be mounted into ceilings and drywall in conjunction with the Teknik, Page 28. The extrusion can accommodate two of the 10mm wide LED strips. Extrusion can be mounted to a surface with the use of mounting springs, or suspended using hanging fixtures.

Surface finish: anodized




- Aluminium 1m
 - Aluminium 2m
 - Aluminium 2m
- GIZA ANOD 1.0M
 - GIZA ANOD 2.0M
 - GIZA ANOD 3.0M



LIPOD | CEILING/WALL EXTRUSION

The Lipod is designed to be mounted into ceilings and drywall in conjunction with the Teknik, Page 28. The extrusion can accommodate two of the 10mm wide LED strips. Extrusion can be mounted to a surface with the use of mounting springs. or suspended using hanging fixtures.

Surface finish: anodized



- Anodised Aluminium 2m
 - Black Aluminium 2m
- LIPOD ANOD 2.00
 - LIPOD BLACK 2M



GIZA | ACCESSORIES

The Extrusion Diffuser is required to diffuse the tape light and give an even glow on surfaces.

- Frosted 2m
 - Black 2m
- DIFF LIGER WID2M
 - DIFF LIGER W2MBK
- Round 2m
 - Square 2m
- DIFF G-L RD FR2M
 - DIFF GIP SQ 2.07



The End Cap seals up the furthest end of the extrusion.

- End cap plastic flat
 - End cap plastic square
- GIZA END CAP
 - GIZAT END CAP



Accessories used for hanging fixtures.

- Ceiling mount
 - Cable fastener
 - Cable
 - Rod fastener
 - Rod
- PDSO CEIL FASTEN
 - PUSZ-LIN-ZM
 - PDSO WIRE
 - PUSZ-PRET-ZM
 - PDS ROD



Compatible LED Tapes

- A. Tape Cob
 - B. Tape 240 Ultra Seamless
 - E. Tape Dynamic White
- Page 51
 - Page 52
 - Page 54



Used to suspend the lighting fixture.

- Fastener
- UCHO-ZM HANGER



Used to mount Surfaced Extrusions.


- Mounting Clip
- GP SPRING CLIP



LIPOD | ACCESSORIES

The Extrusion Diffuser is required to diffuse the tape light and give an even glow on surfaces.

- Frosted 2m
 - Black 2m
- DIFF LIGER WID2M
 - DIFF LIGER W2MBK



The End Cap seals up the furthest end of the extrusion.

- End cap plastic white
 - End cap plastic black
- LIPOD END CAP
 - LIPOD BLACK END



Accessories used for hanging fixtures.

- Ceiling mount
 - Cable fastener
 - Cable
 - Rod fastener
 - Rod
- PDSO CEIL FASTEN
 - PUSZ-LIN-ZM
 - PDSO WIRE
 - PUSZ-PRET-ZM
 - PDS ROD



Compatible LED Tapes

- A. Tape Cob
 - B. Tape 240 Ultra Seamless
 - C. Tape Ultra Bright Seamless
 - D. Tape IP68 Waterproof
 - E. Tape Dynamic White
 - F. Tape RGBW
- Page 51
 - Page 52
 - Page 53
 - Page 53
 - Page 54
 - Page 54



Used to suspend the lighting fixture.

- Fastener
- UCHO-ZM HANGER



Used to mount Surfaced Extrusions.

- Mounting Clip
- GP SPRING CLIP



LIPOD | CEILING/WALL EXTRUSION


Lipod couplers are assembled short sections of profiles in the specified shapes. Couplers are used to build linear fixtures composed of different multi angle systems from 90 to 135 degree angles.

Covers associated with the Lipod couplers extend out 40 mm past the coupler to help stabilize the connection to the extrusion. The Lipod couplers connect to the extrusions with the help of the connectors

Advantages


Simplifies and quickens mounting of the chosen aluminium profiles, in unconventional, multi angle systems. The coupler allows you to obtain a uniform line of light.

LIPOD | ANGLED COUPLERS



LIPOD | CEILING/WALL EXTRUSION

LIPOD | INTERSECT COUPLERS



90° T - ZM GOT T90



135° T LEFT - ZM GOT T135L



135° T RIGHT - ZM GOT T135R

LIPOD | X COUPLERS



90° X - ZM GOT X190



135° X - ZM GOT X135

LIPOD | CONNECTORS



90° VERTICAL - ZMPION90



135° VERTICAL - ZMPION135




90° HORIZONTAL - ZM90



135° HORIZONTAL - ZM135




180° - ZM180

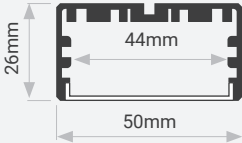


LIPOD 50 | CEILING/WALL EXTRUSION

The Lipod-50 Surface Extrusion Profile comes in 2m length and is used to house our LED tape, which keeps the tape light safe and out of the way. Main, decorative and functional lighting, suspended or surface mounted, using dedicated accessories or properly selected screws



Anodised Aluminium 2m LIPOD-50 2M



LIPOD 50 | ACCESSORIES

The Extrusion Diffuser is required to diffuse the tape light and give an even glow on surfaces.

Frosted 2m DIFF LIGER-50 2M



The End Cap seals up the furthest end of the extrusion.

End cap plastic LIPOD-50 END



Accessories used for hanging fixtures.

Cable fastener PUSZ-LIN-ZM
Rod fastener PUSZ-PRET-ZM



Compatible LED Tapes

A. Tape Cob	Page 51
B. Tape 240 Ultra Seamless	Page 52
C. Tape Ultra Bright Seamless	Page 53
D. Tape IP68 Waterproof	Page 53
E. Tape Dynamic White	Page 54
F. Tape RGBW	Page 54



Used to suspend the lighting fixture.

Fastener UCHO-ZM HANGER



PDS ZM | SUSPENDED EXTRUSION


The PDS ZM is a small-sized extrusion made of high quality aluminium and designed for universal applications. A seamless line of light can be obtained with the use of our seamless LED Tape and a Liger diffuser.

Side surfaces of the extrusion are smooth, without heatsinks. There are grooves on top which enables you to connect extrusions into extended polygonal lighting fixtures.



PDS-ZMG | SUSPENDED EXTRUSION

The PDS ZMG is a extrusion profile made of high quality aluminium and designed for universal applications The installation of the cover in the recess reduces the effect of glare. It can be easily connected into runs and systems



PDS ZM | ACCESSORIES

The Extrusion Diffuser is required to diffuse the tape light and give an even glow on surfaces.

- | | |
|----------------|------------------|
| Liger White 1m | DIFF LIGER 1M |
| Liger White 2m | DIFF LIGER 2M |
| Liger Black 1m | DIFF LIGER BLK1 |
| Liger Black 2m | DIFF LIGER BLK2 |
| Ka-Pro 1m | DIFF KAPRO 1M FR |
| Ka-Pro 2m | DIFF KAPRO 2M FR |



The End Cap seals up the furthest end of the extrusion.

- | | |
|-----------------|---------------|
| End cap plastic | PDS ZM ENDCAP |
|-----------------|---------------|



Accessories used for hanging fixtures.

- | | |
|----------------|--------------|
| Ceiling mount | PUSZ-SUF 49 |
| Cable fastener | PUSZ-LIN-ZM |
| Cable | PDSO WIRE |
| Rod fastener | PUSZ-PRET-ZM |
| Rod | PDS ROD |



Compatible LED Tapes

- | | |
|-------------------------------|---------|
| A. Tape Cob | Page 51 |
| B. Tape 240 Ultra Seamless | Page 52 |
| C. Tape Ultra Bright Seamless | Page 53 |
| D. Tape IP68 Waterprrof | Page 53 |
| E. Tape Dynamic White | Page 54 |
| F. Tape RGBW | Page 54 |



Used to suspend the lighting fixture.

- | | |
|----------|----------------|
| Fastener | UCHO-ZM HANGER |
|----------|----------------|



Used to mount Surfaced Extrusions.

- | | |
|---------------|----------------|
| Mounting Clip | GP SPRING CLIP |
|---------------|----------------|



PDS-ZMG | ACCESSORIES

The Extrusion Diffuser is required to diffuse the tape light and give an even glow on surfaces.

- | | |
|----------------|------------------|
| Liger White 1m | DIFF LIGER 1M |
| Liger White 2m | DIFF LIGER 2M |
| Liger Black 1m | DIFF LIGER BLK1 |
| Liger Black 2m | DIFF LIGER BLK2 |
| Ka-Pro 1m | DIFF KAPRO 1M FR |
| Ka-Pro 2m | DIFF KAPRO 2M FR |



The End Cap seals up the furthest end of the extrusion.

- | | |
|-----------------------|-----------------|
| End cap grey plastic | PDS ZMG END GRY |
| End cap black plastic | PDS ZMG END BLK |



Accessories used for hanging fixtures.

- | | |
|----------------|--------------|
| Ceiling mount | PUSZ-SUF 49 |
| Cable fastener | PUSZ-LIN-ZM |
| Cable | PDSO WIRE |
| Rod fastener | PUSZ-PRET-ZM |
| Rod | PDS ROD |



Compatible LED Tapes

- | | |
|-------------------------------|---------|
| A. Tape Cob | Page 51 |
| B. Tape 240 Ultra Seamless | Page 52 |
| C. Tape Ultra Bright Seamless | Page 53 |
| D. Tape IP68 Waterprrof | Page 53 |
| E. Tape Dynamic White | Page 54 |
| F. Tape RGBW | Page 54 |



Used to suspend the lighting fixture.

- | | |
|----------|----------------|
| Fastener | UCHO-ZM HANGER |
|----------|----------------|



Used to mount Surfaced Extrusions.

- | | |
|---------------|----------------|
| Mounting Clip | GP SPRING CLIP |
|---------------|----------------|



JAZ | SUSPENDED EXTRUSION

The JAZ extrusion with round frosted cover is designed to create elegant and custom suspended light fixtures with a beam of approximately 180°. When using a high density strip light this channel creates a line of light effect with no visible hot spots.



JAZ DUO | SUSPENDED EXTRUSION

The Jaz-Duo extrusion is a round double sided specialty channel designed for decorating large rooms with high ceilings, e.g. interiors of public facilities (stations, shopping malls, theaters, libraries, staircases, etc.). It offers a 360 degree beam of the interior strip light to resemble a tube like lighting effect.



JAZ | ACCESSORIES

The Extrusion Diffuser is required to diffuse the tape light and give an even glow on surfaces.

- Frosted round 1m DIFF JAZ 1M
- Frosted round 1m DIFF JAZ 2M



The End Cap seals up the furthest end of the extrusion.

- End cap plastic JAZ ENDCAP GRY



Accessories used for hanging fixtures.

- RG-1 Fastener set FASTENER 42647
- Ceiling mount PUSZ-SUF 49
- Cable fastener PUSZ-LIN-ZM
- Cable PDSO WIRE
- Rod fastener PUSZ-PRET-ZM
- Rod PDS ROD
- Ceiling Canopy JAZ CANOPY FI-60



Compatible LED Tapes

- A. Tape Cob Page 51
- B. Tape 240 Ultra Seamless Page 52
- C. Tape Ultra Bright Seamless Page 53
- E. Tape Dynamic White Page 54
- F. Tape RGBW Page 54



Used to suspend the lighting fixture.

- Fastener UCHO-ZM HANGER



Used to mount Surfaced Extrusions.

- Mounting Clip GP SPRING CLIP



JAZ DUO | ACCESSORIES


The Extrusion Diffuser is required to diffuse the tape light and give an even glow on surfaces.

- Frosted round 1m DIFF JAZ-DUO 1M
- Frosted round 1m DIFF JAZ-DUO 2M



The End Cap seals up the furthest end of the extrusion.

- End cap plastic JAZ-DUO-N END
- End cap power JAZ-DUO-N PWR




Accessories used for hanging fixtures.

- RG-1 Fastener set FASTENER 42647
- Ceiling Canopy JAZ CANOPY FI-60



Compatible LED Tapes


- A. Tape Cob Page 51
- B. Tape 240 Ultra Seamless Page 52
- C. Tape Ultra Bright Seamless Page 53
- E. Tape Dynamic White Page 54
- F. Tape RGBW Page 54



INTER | SUSPENDED EXTRUSION

This profile is used in the production of various types of lighting fixtures for ceiling mounting illuminating down. The design of the extrusion allows you to hide electronic equipment inside, so we get a wide range of applications.

Surface finish: anodized



OVAL | SUSPENDED EXTRUSION

The Oval Channel Extrusion comes in 1m or 2m lengths and is used to house our LED Tape. It is designed to be mounted as an individual element to surfaces (walls, furniture boards etc), not grooves milled in surfaces.

For building individual light fixtures (not built-in)



INTER | ACCESSORIES

The Extrusion Diffuser is required to diffuse the tape light and give an even glow on surfaces.

Frosted 1m	DIFF HSP-47 1M F
Frosted 2m	DIFF HSP-47 2M F
Frosted 3m	DIFF HSP-47 3M F



The End Cap seals up the furthest end of the extrusion.

End cap plastic	INTER END CAP
-----------------	---------------



Accessories used for hanging fixtures.

Ceiling mount	PUSZ-SUF 49
Cable fastener	PUSZ-LIN-LEB
Cable	EXTRUSION WIRE1



Compatible LED Tapes

A. Tape Cob	Page 51
B. Tape 240 Ultra Seamless	Page 52
C. Tape Ultra Bright Seamless	Page 53
D. Tape IP68 Waterproof	Page 53
E. Tape Dynamic White	Page 54
F. Tape RGBW	Page 54



Slim LED dimmable drivers

Slimdrive 60W	SLIMDRIVE 24V60
Slimdrive 100W	SLIMDRIVE 24V100



OVAL | ACCESSORIES

The Extrusion Diffuser is required to diffuse the tape light and give an even glow on surfaces.

Liger White 1m	DIFF LIGER 1M
Liger White 2m	DIFF LIGER 2M
Liger Black 1m	DIFF LIGER BLK1
Liger Black 2m	DIFF LIGER BLK2
Ka-Pro 1m	DIFF KAPRO 1M FR
Ka-Pro 2m	DIFF KAPRO 2M FR



The End Cap seals up the furthest end of the extrusion.

End cap plastic	PDSO ENDCAP
Power End cap plastic	PDSO POWER END
Live End cap	PDSO LIVE ENDCAP



Accessories used for hanging fixtures.

Ceiling mount	PDSO CEIL FASTEN
Cable fastener	PDSO WIRE SUSPEN
Cable	PDSO WIRE
Rod fastener	PDSO FAST 00650




Compatible LED Tapes

A. Tape Cob	Page 51
B. Tape 240 Ultra Seamless	Page 52
E. Tape Dynamic White	Page 54



Used to mount Oval Extrusions.

Mounting Clip	PDSO CLIP CHR
---------------	---------------



The LED micro switch for easy control of your tape light fixtures.

Micro Switch	MICRO SWI 1576
--------------	----------------




OBIT | WALL EXTRUSION

The OBIT profile is designed to build indoor fixtures to illuminate passageways, staircases, etc. If hidden, LED strips give a soft reflected light and do not cause glare.



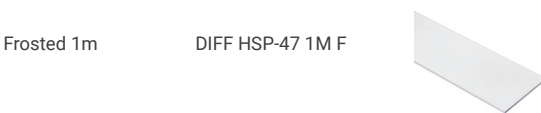
NISA KON | SHADOW GAP EXTRUSION

NISA-KON is a set of two extrusions designed for recess illumination purposes. It consists of a mounting strip and an extrusion recessed in it that also functions as a heat sink. The complete set enables the perpendicular direction of light to the wall. The strip is angle-bracket-shaped.




OBIT | ACCESSORIES


The Extrusion Diffuser is required to diffuse the tape light and give an even glow on surfaces.



The End Cap seals up the furthest end of the extrusion.



The KMA Clip Spring is used to mount Recessed Extrusions.



Compatible LED Tapes

- | | |
|----------------------------|---------|
| A. Tape Cob | Page 51 |
| B. Tape 240 Ultra Seamless | Page 52 |
| E. Tape Dynamic White | Page 54 |



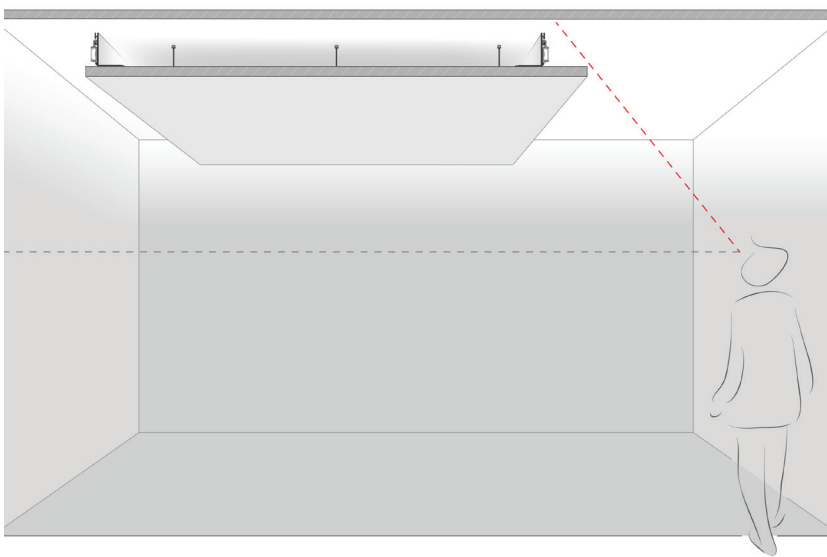
NISA KON | ACCESSORIES

The Extrusion Diffuser is required to diffuse the tape light and give an even glow on surfaces.

- | | |
|----------------|------------------|
| Liger White 1m | DIFF LIGER 1M |
| Liger White 2m | DIFF LIGER 2M |
| Liger Black 1m | DIFF LIGER BLK1 |
| Liger Black 2m | DIFF LIGER BLK2 |
| Ka-Pro 1m | DIFF KAPRO 1M FR |
| Ka-Pro 2m | DIFF KAPRO 2M FR |


Compatible LED Tapes

- | | |
|----------------------------|---------|
| A. Tape Cob | Page 51 |
| B. Tape 240 Ultra Seamless | Page 52 |
| E. Tape Dynamic White | Page 54 |



NISA NI | SHADOW GAP EXTRUSION

NISA-NI is a cove lighting system which consists of a mounting base and a extrusion that also functions as a heat sink. The complete set enables the parallel or perpendicular direction of light to the wall (the extrusion can be fixed in the mounting base in either a parallel or perpendicular fashion).



POR | HANDRAIL EXTRUSION

POR extrusion is designed to mount LED lighting in handrails and balustrades. Suitable for steel, stainless steel or aluminium.

It is possible to seal the POR extrusion and achieve an IP67 rating. The POR fixture is mounted inside the railing with the use of POR mounting inserts.



NISA NI | ACCESSORIES

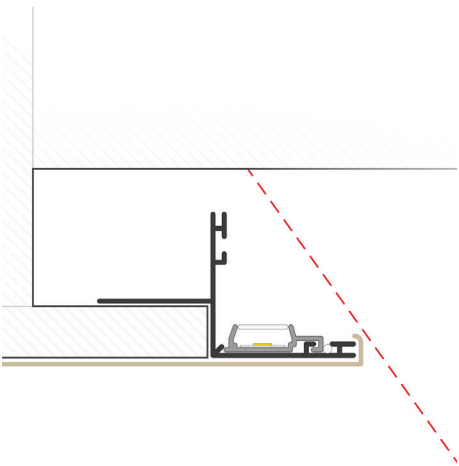
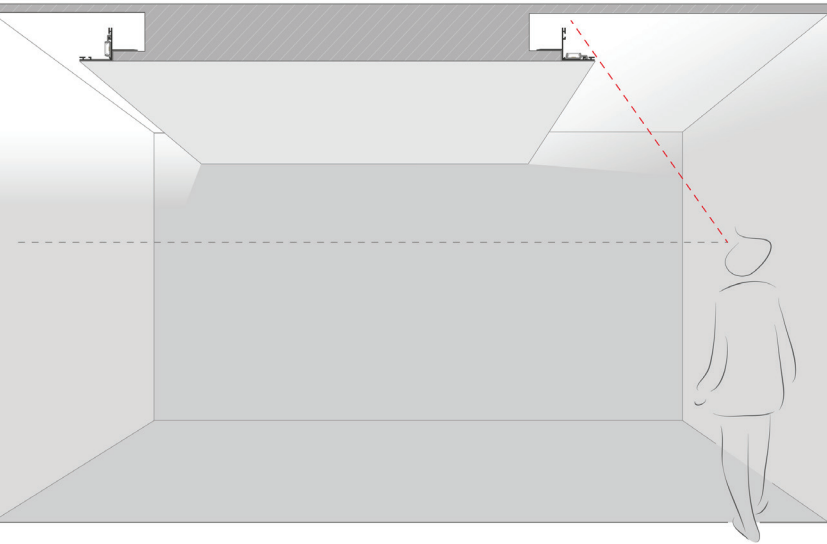
The Extrusion Diffuser is required to diffuse the tape light and give an even glow on surfaces.

- | | |
|----------------|------------------|
| Liger White 1m | DIFF LIGER 1M |
| Liger White 2m | DIFF LIGER 2M |
| Liger Black 1m | DIFF LIGER BLK1 |
| Liger Black 2m | DIFF LIGER BLK2 |
| Ka-Pro 1m | DIFF KAPRO 1M FR |
| Ka-Pro 2m | DIFF KAPRO 2M FR |



Compatible LED Tapes

- | | |
|----------------------------|---------|
| A. Tape Cob | Page 51 |
| B. Tape 240 Ultra Seamless | Page 52 |
| E. Tape Dynamic White | Page 54 |



POR | ACCESSORIES

The Extrusion Diffuser is required to diffuse the tape light and give an even glow on surfaces.

- | | |
|----------------|------------------|
| Liger White 1m | DIFF LIGER 1M |
| Liger White 2m | DIFF LIGER 2M |
| Liger Black 1m | DIFF LIGER BLK1 |
| Liger Black 2m | DIFF LIGER BLK2 |
| Ka-Pro 1m | DIFF KAPRO 1M FR |
| Ka-Pro 2m | DIFF KAPRO 2M FR |



Compatible LED Tapes

- | | |
|----------------------------|---------|
| A. Tape Cob | Page 51 |
| B. Tape 240 Ultra Seamless | Page 52 |



The End Cap seals up the furthest end of the extrusion.

- | | |
|-----------------|-------------|
| End cap plastic | POR END CAP |
|-----------------|-------------|



For mounting the extrusion in handrails


- | | |
|---------------------|--------------|
| POR Mounting Insert | POR MOUNTING |
|---------------------|--------------|



STEKO | STAIRS EXTRUSION

STEKO extrusion is designed for mounting on the edges of stairs, platforms, etc. It is designed to protect the edges of steps and signal their presence with light. It is a smaller and economical version of STEP extrusion designed for lighter conditions of use.


Surface finish: anodized



LINE HR | FLOOR EXTRUSION

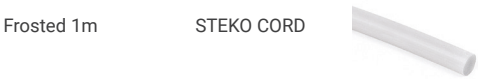
The Line HR recessed Extrusion comes in 1m or 2m lengths and is used to house our LED Tape, which keeps the tape light safe and gives a professional finish.

For floor applications - very small spaces, as narrow as the thickness of a tile or layer of glue (designed to meet IP67 waterproof level)



STEKO | ACCESSORIES

The Extrusion Diffuser is required to diffuse the tape light and give an even glow on surfaces.




The End Cap seals up the furthest end of the extrusion.

End cap right plastic STEKO ENDCAP R
End cap left plastic STEKO ENDCAP L



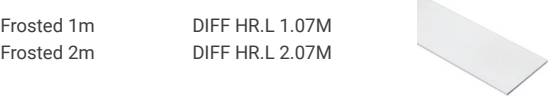
Compatible LED Tapes

G. Tape Side Emitting Page 55



LINE HR | ACCESSORIES

The Extrusion Diffuser is required to diffuse the tape light and give an even glow on surfaces.




The End Cap seals up the furthest end of the extrusion.

End cap plastic LINE HR ALU END
Power end cap LINE U POWER END



Compatible LED Tapes


A. Tape Cob Page 51
B. Tape 240 Ultra Seamless Page 52
E. Tape Dynamic White Page 54



LINE U | FLOOR EXTRUSION

The Line U recessed Extrusion comes in 2m lengths and is used to house our LED Tape, which keeps the tape light safe and gives a professional finish.

For Exterior Use - mounting to different types of pavements, sidewalk surfaces, bike lanes, parking lots etc. (designed to meet IP67 waterproof level)



Aluminium 1m LINE U ALU 1.0M
Aluminium 2m LINE U ALU 2.0M



LED TAPE & ACCESSORIES | FOR USE WITH EXTRUSIONS

LINE U | ACCESSORIES

The Extrusion Diffuser is required to diffuse the tape light and give an even glow on surfaces.

Frosted 1m DIFF LINE 1.0M
Frosted 2m DIFF LINE 2.0M




Compatible LED Tapes

A. Tape Cob Page 51
B. Tape 240 Ultra Seamless Page 52
E. Tape Dynamic White Page 54



The End Cap seals up the furthest end of the extrusion.

End cap LINE U END
End cap power LINE U POWER END



A. LED TAPE TRUE SEAMLESS COB

LED Tape COB Seamless has no visible dots, producing our most seamless line of light yet.

LED Tape is a versatile light source with a wide range of uses that

- No visible dots
- High brightness
- Seamless colour

Tape Cob 5m Length


50W Warm White 3000K	TAPECOB24 5M WW
50W Warm White 2700K	TAPECOB24 5M IN
50W Cool White 4000K	TAPECOB24 5M CW
50W Digital RGB	TAPECOB DIGIT20
50W Digital RGB IP67	TAPECOB DIGIT67

Tape Cob Accessories

Power Cord	TAPE240V COB PWR
Inline Connector	TAPE240V COB INL
T-Cable	TAPE240V COB T
Mounting Clips	TAPE240V COB MNT
End Cap	TAPE240V COB END

For More LED Tape accessories see www.mr-resistor.co.uk

Wattage per metre	10W
Voltage	24V
Lumens	1200lm
Width	8mm
LEDs per metre	240
IP Rating	IP20
CRI	90



B. TAPE 240 ULTRA SEAMLESS

Tape 240 is designed to give our best line of light, ideal for shallow extrusions.

We recommend using the Liger extrusion diffusers alongside it to give a seamless result.

- More LED chips
- LED chips closer together
- IP65 - Dust tight. Protection from water projected from a nozzle.

Tape 240 1m Length

6W Warm White 3000K	TAPEC240 1M WW
6W Warm White 2700K	TAPEC240 1M IN
6W Cool White 4000K	TAPEC240 1M CW

Tape 240 3m Length

18W Warm White 3000K	TAPEC240 3M WW
18W Warm White 2700K	TAPEC240 3M IN
18W Cool White 4000K	TAPEC240 3M CW

Tape 240 5m Length

30W Warm White 3000K	TAPEC240 5M WW
30W Warm White 2700K	TAPEC240 5M IN
30W Cool White 4000K	TAPEC240 5M CW

Tape 240 Accessories

Power Cord 1m	TAPE PWR SNG100
Power Cord 3m	TAPE PWR SNG300
Power Cord 5m	TAPE PWR SNG500
Coupler	TAPE EXT RGB100
Pin Connector	TAPE PIN SFS30CC

10W High Brightness Version Available

For More LED Tape accessories see www.mr-resistor.co.uk

Wattage per metre	6W
Voltage	24V
Lumens	500lm
Width	10.5mm
LEDs per metre	240
IP Rating	IP65
CRI	90



C. LED TAPE ULTRA BRIGHT SEAMLESS

Tape High Brightness is designed to give a high intensity, bright light. It is designed to be used in deeper, aluminium extrusions.

- High Brightness LEDs
- More LED chips

Tape Ultra Bright 5m Length

96W Warm White 3000K	TAPEC240HP5M WW
96W Warm White 2700K	TAPEC240HP5M IN
96W Warm White 3000K	TAPEC240HP5M CW

Tape Ultra Bright Accessories

Power Cord	TAPEC240HP PWR
------------	----------------

For More LED Tape accessories see www.mr-resistor.co.uk

Wattage per metre	19.2W
Voltage	24V
Lumens	1700lm
Width	10mm
LEDs per metre	240
IP Rating	IP20
CRI	90



D. TAPE IP68 WATERPROOF

Tape IP68 is designed for to be used in wet areas such as bathrooms and outdoors.

It is watertight and can be installed submerged in water.

- IP68 - Dust tight. Protection against complete, continuous submersion in water.
- High Brightness LEDs

Tape IP68 5m Length

72W Warm White 3000K	TAPE500 IP68 WW
72W Warm White 2700K	TAPE500 IP68 INT
72W Warm White 3000K	TAPE500 IP68 CW
72W RGB Colour Change	TAPE500 IP68 RGB

For More LED Tape accessories see www.mr-resistor.co.uk

Wattage per metre	14.4W
Voltage	24V
Lumens per metre	660lm
Width	13mm
LEDs per metre	60
IP Rating	IP68



E. TAPE DYNAMIC WHITE

LED Tape Dynamic white is designed to be colour temperature adjustable from 2500k warm white to 6500k cool white.

- Colour temperature adjustable
- High Brightness

Tape Dynamic White 5m Length

96W Warm White 3000K	TAPEDYN500 24V
----------------------	----------------

Tape Dynamic White Accessories

Power Cord	TAPEDYN PWR100
------------	----------------

For More LED Tape accessories see www.mr-resistor.co.uk

Wattage per metre	19.2W
Voltage	24V
Lumens per metre	850lm
Width	10mm
LEDs per metre	120
IP Rating	IP20



F. TAPE RGB/WHITE

Tape RGBW is made of two dual LEDs and can produce RGB or white light.

- Colour change and white light
- High Brightness LEDs

Tape Dynamic White 5m Length

96W RGB & Warm White 3000K	TAPE500RGB/WW
96W RGB & Warm White 2700K	TAPE500RGB/IN
96W RGB & Cool White 4000K	TAPE500RGB/CW

Tape RGBWW Available

Tape Dynamic White Accessories

Power Cord	TAPE500 PWR100
------------	----------------

Wattage per metre	19.2W
Voltage	24V
Lumens per metre	820lm
Width	12mm
LEDs per metre	120
IP Rating	IP20



G. TAPE SIDE EMITTING

Tape Side Emitting is designed to light steps, shelving or anything requiring side emitting light.

- Side emitting LEDs
- Slim fit

Tape Side Emitting 5m Length

24W Warm White 3000K TAPESIDE500 WW

Tape Side Emitting Accessories

Power Cord TAPESIDE PWR20

Wattage per metre	4.8W
Voltage	12V
Lumens	300lm
Width	8mm
LEDs per metre	60
IP Rating	IP20



H. TAPE ULTRA SLIM

The tape slim is 4mm wide, ideal to fit in slim profiles.

- Slim fit

Tape Ultra Slim 5m Length

46W Warm White 3000K TAPE500 4MM WW
46W Warm White 2700K TAPE500 4MM INT
46W Cool White 4000K TAPE500 4MM CW
46W Cool White 6000K TAPE500 4MM DAY



For More LED Tape accessories see www.mr-resistor.co.uk

Wattage per metre	9.2W
Voltage	24V
Lumens	720lm
Width	4mm
LEDs per metre	180
IP Rating	IP20

TRIAC LED DIMMING DRIVERS

The Triac LED Dimmer Driver is a LED power supply suitable for 12V/24V DC LED's. This driver is used with LED Strip. This driver can be connected to any normal mains dimmer or switch. It is compatible with both leading and trailing edge dimmers.



12V DRIVERS

25W DIMDRIV2 12V 25W
50W DIMDRIV2 12V 50W
75W DIMDRIV2 12V 75W
100W DIMDRIV2 12V100W
120W DIMDRIV2 12V120W
200W DIMDRIV2 12V200W
320W DIMDRIV2 12V320W

24V DRIVERS

25W DIMDRIV2 24V 25W
50W DIMDRIV2 24V 50W
75W DIMDRIV2 24V 75W
100W DIMDRIV2 24V100W
120W DIMDRIV2 24V120W
200W DIMDRIV2 24V200W
320W DIMDRIV2 24V320W

The Triac LED Dimmer Drivers work with all standard dimmers and all the biggest control systems on the market, including Lutron, Wise Controls and Rako.



DALI LED DIMMING DRIVERS



DALI SINGLE COLOUR

DALI 2 Relay Module HTI SR2701S-DT7
DALI 2 + Push AC Phase Cut Dimmer HTI SR2303SAC-HP
Dali Relay Module + Dali to 0/1-10 Converter HTI SR2701S-N

DALI RGBW

Dimmable LED Driver RGBW 4 Channels SR-2303/B

CONTROLS | FOR USE WITH LED TAPE

WISE CONTROLS RECEIVERS

The Wise Dimming Receivers are dimmers that are controlled by Wise wireless switches. The receivers allow you to dim LED tape, scene set and colour change.

For single colour LED tape

Wise Scene/Dimming Receiver 12/24V 150/300W

WISESCENE STRIP



For colour change LED tape

Wise Chameleon RGB 12V/24V 150W/300W

WISERGB STRIP M4



WISE RGBW V2 MASTER 12/24V 240W
WISE RGBW V2 SLAVE 12/24V 240W

WISERGBW V2 M
WISERGBW V2 SL



For tunable white LED tape


Wise Dynamic White Receiver (Warm/Cool)

WISEDYN STRIP M4



WISE CONTROLS KEYPADS

Wireless switches can be used to control any of the receivers in the Wise Controls range. The function of the switch, and each of its buttons, depends upon the function of the wireless receiver it is programmed to. Therefore a single button can be used for a variety of functions including, but not restricted to, on/off, on/off and dimming, or master off only.



INTENSE



VOGUE



ID



Head Office / Showroom / Trade Counter
19-23 Lydden Road, Wandsworth,
London, SW18 4LT

Showroom / Trade Counter
82-84 New Kings Road, Fulham,
London, SW6 4LU

t: +44 (0)20 8874 2234 f: +44 (0)20 8871 2262 e: info@mr-resistor.co.uk



MR. RESISTOR[®]
Lighting Specialist Est. 1968

www.mr-resistor.co.uk