



# Dimmer Catalogue





# INTRODUCTION TO DIMMING

---

Since Mr Resistor was established in 1968, dimming has always been a key feature to any lighting scheme. This enables the customer to have full flexibility over their lighting.

The Dimming Control catalogue explores the different ranges of dimming options, from standard rotary dimmers, to control systems. The varying dimming options enables the consumer's needs to be met, to create the perfect environment tailored to them.

There are many factors that make good light control; simplicity, aesthetics and energy saving. Good lighting control is essential in any good lighting design.

Mr Resistor offers a huge range of dimming options covered in this book, that will enhance your living or working environment and reduce your energy consumption.







## **WHAT IS INDIVIDUAL DIMMING?**

Individual dimming is the control of a single lighting circuit, to increase or decrease the lighting level. Rotary dimmers are most commonly used for this purpose, slide dimmers and push button dimmers can also be used.

## **WHAT IS TWO WAY DIMMING?**

Two way dimming is the ability to dim at two or more positions. Rotary dimmers can only dim at one position and switch at the other. Push button dimmers, wireless dimmer and control systems can dim at multiple positions.

## **WHAT IS SCENE DIMMING?**

Scene dimming is the ability to control more than one circuit at the same time, setting the light levels of each circuit. This is the easiest way to control multiple circuits, to create different lighting scenes for a variety of uses. The majority of scene keypads have; four scene pre-sets, dimming up and down and master OFF.

## **WHAT IS A LIGHTING CONTROL SYSTEM?**

A lighting control system gives you full control of all your lighting circuits. Control systems offer many features including; individual dimming, two way dimming, scene setting, timer functions, master OFF and blind control. Control systems are fully programmable to suit the customer's requirements. Most control systems offer a way to control your lighting using your phone, tablet or computer.

## **HOW DOES DIMMING SAVE ENERGY?**

Dimming saves energy by reducing light output, it also increases the life span of your lighting, helping to save energy and reduce your bills.



# CONTENTS

## WALL BOX DIMMERS

---


## PAGE

---




ROTARY DIMMERS wired dimmers

**3 - 4**




MULTI DIM 2 WAY DIMMERS wired dimmers

**5 - 6**



MODE SLIDE INDUSTRIAL wired dimmers

**7 - 8**



MODE SCENESTYLE wired dimmers

**9 - 10**



WISE FUSION wired / wireless dimmers


**11 - 12**

## PUSH BUTTON DIMMERS

---


## PAGE

---



PUSH BUTTON wired dimmers

**15 - 16**



RETRACTIVE TOGGLE wired dimmers

**17 - 18**



CONTEMPORARY TOGGLE wired dimmers

**19 - 20**



## WIRELESS DIMMERS

---

## PAGE

---



WISE INTENSE wireless dimmers

**23 - 24**



WISE VOGUE wireless dimmers

**25 - 26**



WISE ID wireless dimmers

**27 - 28**



LUTRON RA2 SELECT wireless dimmers

**29 - 30**

## CONTROL SYSTEMS

---


## PAGE

---



WISE SCENE BOX control system

**33 - 34**



HOMEWORKS control system


**35 - 36**

## WIFI/BLUETOOTH DRIVERS

---

## PAGE

---



ZONIK DRIVERS wifi/bluetooth

**39 - 40**



# WALL BOX DIMMERS

---

These dimmers are used to replace your existing light switches without the need to rewire. There are different styles of wall box dimmers. The most common is the rotary dimmer. To operate, push the button to switch the lights on or off and turn to dim. This type of dimmer can be used 2 way with an additional rocker switch to control the same lights, dimming at one position and switching at the other.



ROTARY



MULTI-DIM



SLIDE INDUSTRIAL



WISE FUSION



# ROTARY

## WIRED DIMMERS

Rotary Dimmers push in to switch on or off and rotate to dim or brighten, they are available in a huge range of styles and finishes.

We also offer a huge a huge range of complimentary switches and sockets to match your rotary dimmers.

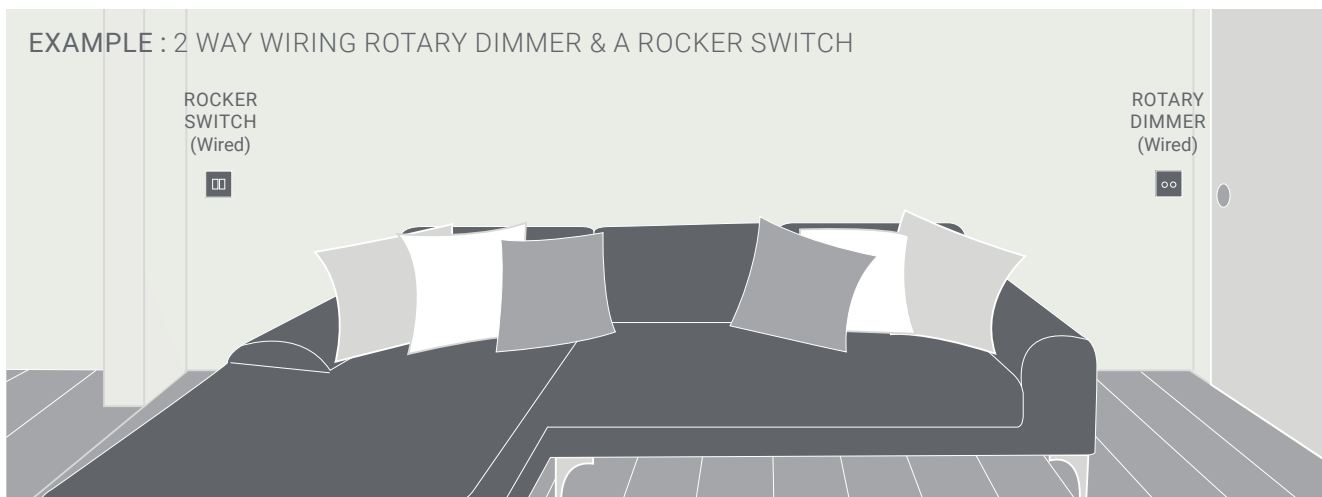
- 2 way with rocker switch
- Direct replacement
- Hard Wired
- Huge range of finishes
- Easy function
- No neutral required
- Dims LEDs

					
Gang	Primed White	Antique Brass	Satin Nickel	Antique Bronze	Clear Perspex/Brass
 1 Gang	MRPWDSW1/T	MRABDSW1/T	MRTSNDWSW1/T	MRBMADSW1/T	MRCPDSW1 AB/T
 2 Gang	MRPWDSW2/TT	MRABDSW2/TT	MRTSNDWSW2/TT	MRBMADSW2/TT	MRCPDSW2 AB/TT
 3 Gang	MRPWDSW3/TTT	MRABDSW3/TTT	MRTSNDWSW3/TTT	MRBMADSW3/TTT	MRCPDSW3 AB/TTT
 4 Gang	MRPWDSW4/TTTT	MRABDSW4/TTTT	MRTSNDWSW4/TTTT	MRBMADSW4/TTTT	MRCPDSW4 AB/TTTT

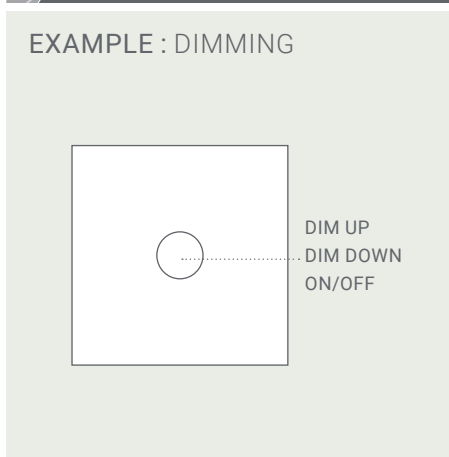
Other Finishes available, see [www.mr-resistor.co.uk](http://www.mr-resistor.co.uk)



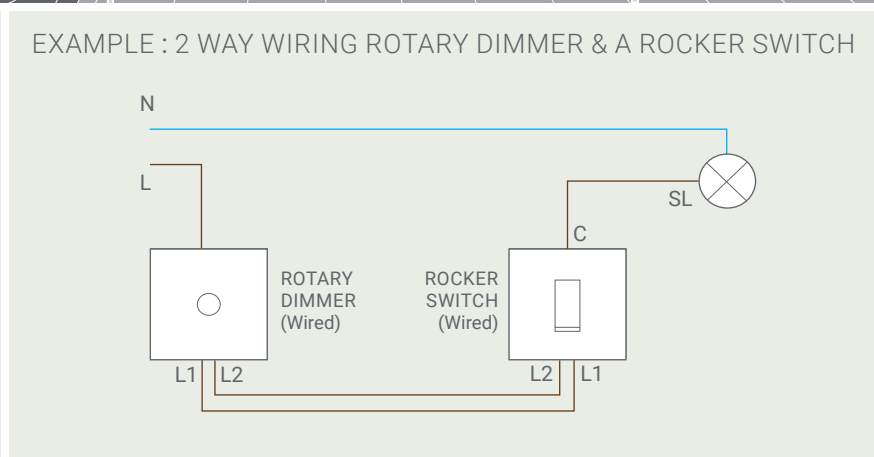
EXAMPLE : 2 WAY WIRING ROTARY DIMMER & A ROCKER SWITCH



EXAMPLE : DIMMING



EXAMPLE : 2 WAY WIRING ROTARY DIMMER & A ROCKER SWITCH



REPLACEMENT MODULES...



2 Way Switching Module

code : ISM4



Intermediate Switching Module

code : DRS1000W INT







# MULTI DIM

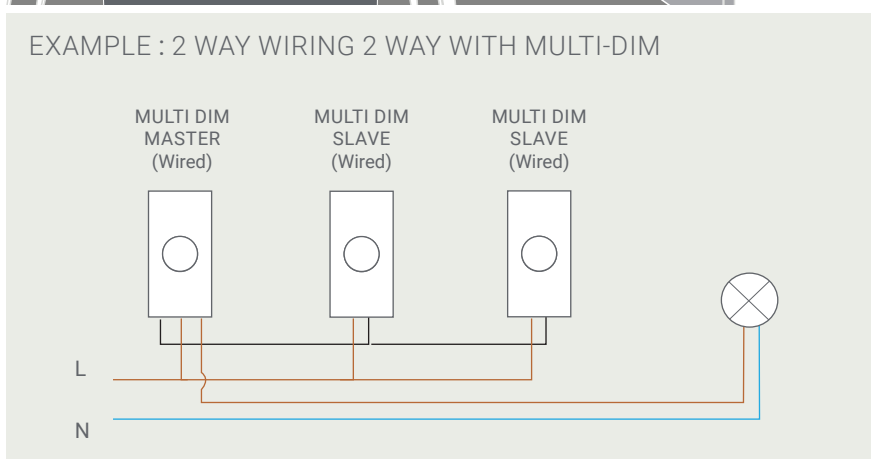
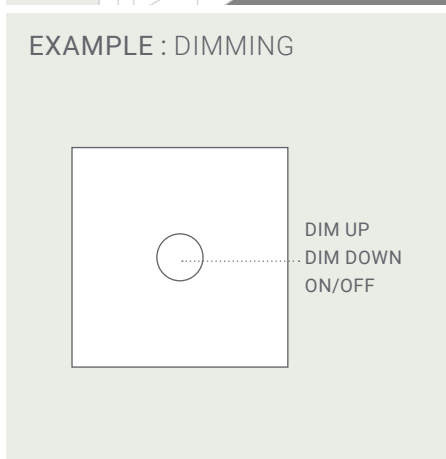

## WIRED DIMMERS

The Multi-Dim is suitable for 1-way or Multi-way dimming and switching. Use 1 master with any number of the Multi-Dim slave modules or any retractive switch, to allow dimming from multiple different positions.

- Minimum load down to 3W of capacitive or resistive load, such as dimmable LEDs, incandescent, MV Halogen / LV Halogen with electronic transformers.
- Lamp soft-start operation, to extend the lifetime of the lamp.
- LED backlight to indicate the dimming mode.
- User setting for minimum level dim.
- Built in short circuit protection protection, designed to ensure the dimmer can survive in case of faulty wiring or load failure.
- Built in resettable thermal cut-out to protect the dimmer.
- Complies with IEC EN60669 and international safety standards.

				
Gang	Polished Steel	Satin Steel	Polished Brass	Antique Bronze
 1 Gang	master-MRPSDSW1/MM slave-MRPSDSW1/MS	master-MRSSDSW1/MM slave-MRSSDSW1/MS	master-MRPBDSW1/MM slave-MRPBDSW1/MS	master-MRBMADSW1/MM slave-MRBMADSW1/SM
 2 Gang	master-MRPSDSW2/MM slave-MRPSDSW2/MS	master-MRSSDSW2/MM slave-MRSSDSW2/MS	master-MRPBDSW2/MM slave-MRPBDSW2/MS	master-MRBMADSW2/MM slave-MRBMADSW2/SM
 3 Gang	master-MRPSDSW3/MM slave-MRPSDSW3/MS	master-MRSSDSW3/MM slave-MRSSDSW3/MS	master-MRPBDSW3/MM slave-MRPBDSW3/MS	master-MRBMADSW3/MM slave-MRBMADSW3/SM
 4 Gang	master-MRPSDSW4/MM slave-MRPSDSW4/MS	master-MRSSDSW4/MM slave-MRSSDSW4/MS	master-MRPBDSW4/MM slave-MRPBDSW4/MS	master-MRBMADSW4/MM slave-MRBMADSW4/SM

Other Finishes available, see [www.mr-resistor.co.uk](http://www.mr-resistor.co.uk)



## MULTI DIM MODULES



Multi-Dim PD250W  
Centre Spindle

Master code : PD250W MASTER/C

Slave code : PD250W SLAVE/C



Multi-Dim PD250W  
Off Centre Spindle

Master code : PD250W MASTER/OS

Slave code : PD250W SLAVE/OS



# MODE SLIDE DIMMER

## WIRED DIMMERS


The Mode Slider Dimmer (SD1500) is designed to provide a high standard of smooth and stable dimming of mains controlled loads.

The Mode SD1500 is compatible with all types of resistive and inductive mains dimmable loads including LED, Low Energy, Halogen, Low Voltage and Neon Lighting.

The unit has a brushed aluminium front panel and is supplied with a Marshall Tufflex two gang plastic surface box for ease of installation, as shown below.

- Self contained slider dimmer.
- 1500W max for tungsten/halogen loads.
- 300W max for compatible LED loads.
- Operates Leading Edge Mains Dimmable lighting loads only.
- Panel mounted fuse and LED indicator.
- Quick blow fuse for complete triac protection.
- Easy to install.
- Complies with EC EMC and Low Voltage Directives (CE).
- 2 year warranty.

### MODE SLIDE DIMMER SD1500



#### Slide Dimmer- 1500W

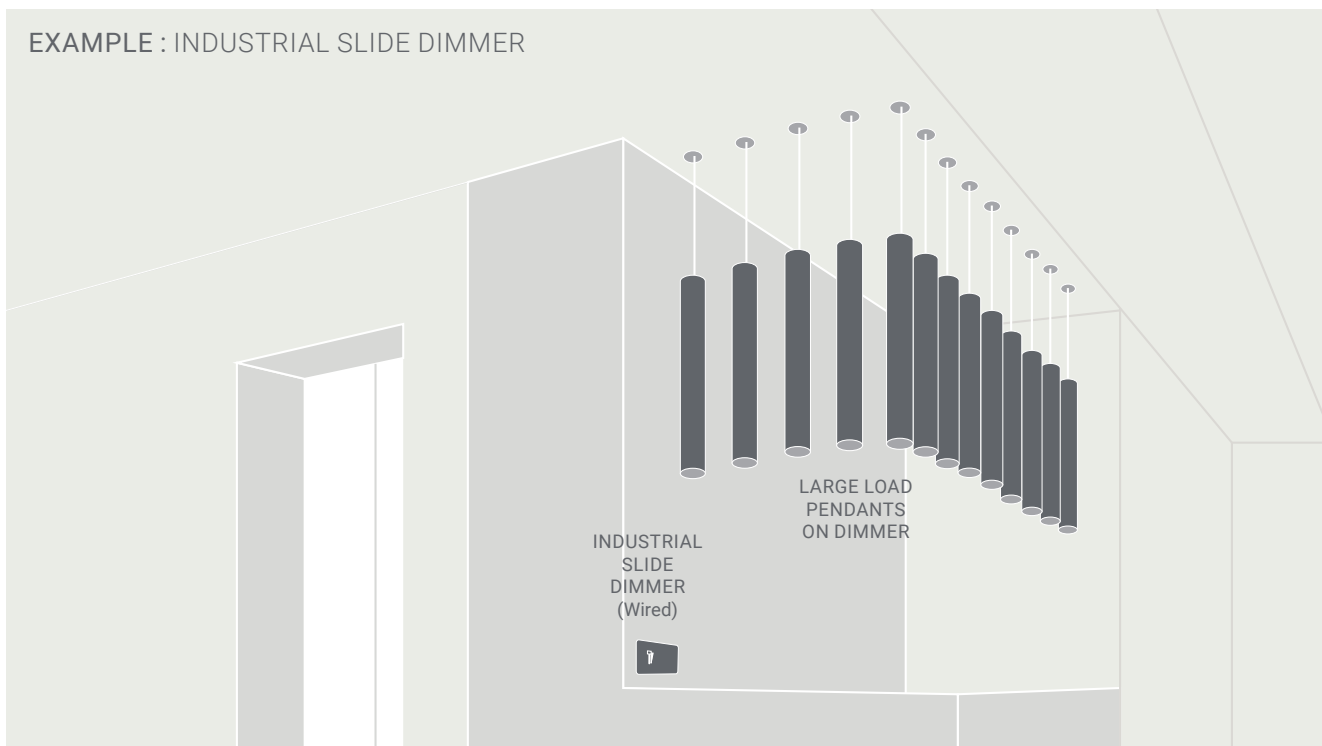
Stainless Steel  
order code : SD1500 SS

Dimming LEDs may require Resload

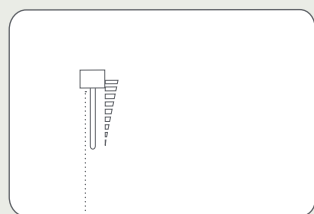
Resistive Load, 240V 10W



EXAMPLE : INDUSTRIAL SLIDE DIMMER

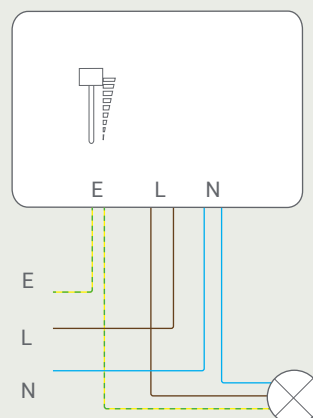


EXAMPLE : DIMMING



DIM UP/DOWN  
SLIDE DOWN TO  
OFF

EXAMPLE : WIRING SLIDE INDUSTRIAL











# MODE SCENESTYLE

## WIRED DIMMERS

SceneStyLED4 from Mode is the stylish way to control your lighting. Self contained, it connects to your existing wiring without fuss and can control up to four independent circuits of lighting. It can quickly and easily be programmed by the user to store any combination of four moods or "scenes", as well as ON and OFF.

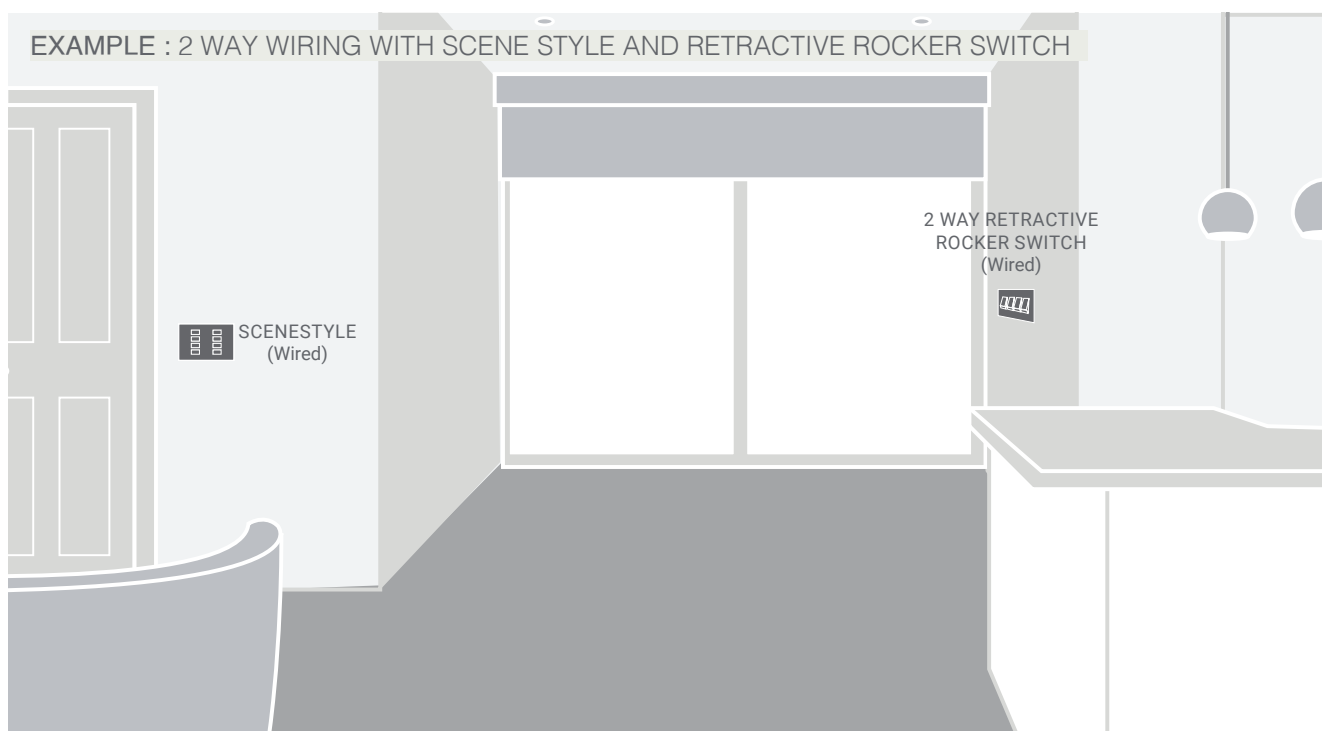
SceneStyLED4 can be used in two ways, firstly as a four channel Scene Setting Dimmer with the ability to have two way switching and dimming control of one or more channels using conventional

- LED friendly Scene Setting Dimmer.
- Self contained unit.
- Four circuits of Trailing Edge Dimming  
(2 x 500W, 2 x 250W, 1000W max Halogen)  
(2 x 150W, 2 x 75W, 300W max LED).
- Four programmable scenes plus ON/OFF and RAISE/LOWER of any scene or circuit.
- Programmable fade rate from scene to scene.
- Alternate four channel impulse function.
- Stylish screwless fascia plate utilising the MK Aspect range.
- Buttons available in either black or white.
- Indicator LEDs with seven user selectable RGB colours and intensity. Red, Green, Blue, Magenta, Cyan, Orange and White.
- Multiway switching and remote input control.
- Optional Infrared control available.
- Different fascia finishes available.
- Complies with EC EMC and Low Voltage Directives (CE).
- 2 year warranty.

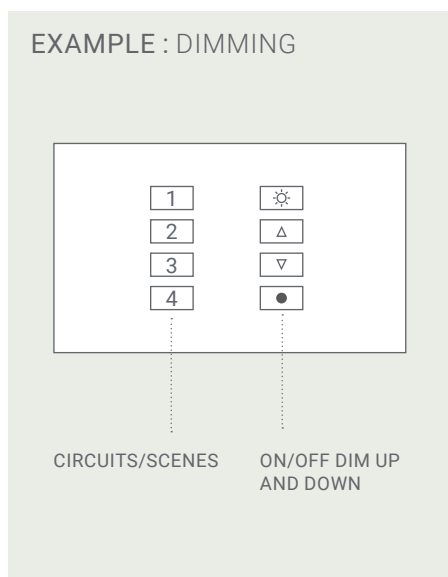
Gang	 White	 Polished Chrome	 Stainless Steel	 Polished Brass
 White Buttons	SCE04WHI44-LED-WHT	SCE04POC44-LED-WHT	SCE04BSS44-LED-WHT	SCE04PBR44-LED-WHT
 Black Buttons	SCE04WHI44-LED-BLK	SCE04POC44-LED-BLK	SCE04BSS44-LED-BLK	SCE04PBR44-LED-BLK



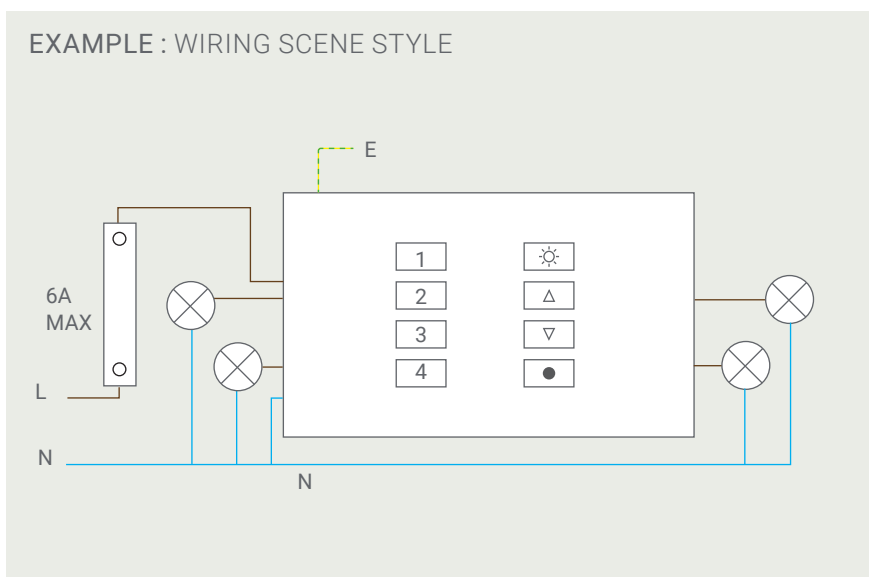
EXAMPLE : 2 WAY WIRING WITH SCENE STYLE AND RETRACTIVE ROCKER SWITCH



EXAMPLE : DIMMING



EXAMPLE : WIRING SCENE STYLE















# WISE FUSION

## WIRED / WIRELESS DIMMERS

Our Wise Fusion Dimmer Master is a retro dimmer based around two technologies: electronic dimming and wireless communication. What makes these dimmers distinct is the wireless communication between a receiver unit and transmitter unit.

- 2 way dimming with master (wired) and slaves (wireless)
- Wireless slaves, surface mounted
- Range of plates in any finish
- Indicator shows light level
- Multiple slaves
- Designer finish

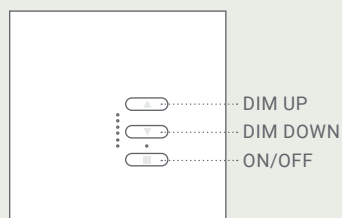
					
Gang	White	Antique Brass	Satin Nickel	Antique Bronze	Black
 <b>Master 1 Gang</b>	WISEFUSIONREC1W	WISE FUSIONREC1B ANT.BRS	WISE FUSIONREC1B SAT.NKL	WISE FUSIONREC1B BMA	WISEFUSIONREC1B
 <b>Master 2 Gang</b>	WISEFUSIONREC2W	WISE FUSIONREC2B ANT.BRS	WISE FUSIONREC2B SAT.NKL	WISE FUSIONREC2B BMA	WISEFUSIONREC2B
 <b>Master 3 Gang</b>	WISE FUSIONREC3W	WISE FUSIONREC3B ANT.BRS	WISE FUSIONREC3B SAT.NKL	WISE FUSIONREC3B BMA	WISE FUSIONREC3B
 <b>Master 4 Gang</b>	WISE FUSIONREC4W	WISE FUSIONREC4B ANT.BRS	WISE FUSIONREC4B SAT.NKL	WISE FUSIONREC4B BMA	WISE FUSIONREC4B
 <b>Slave 1 Gang</b>	WISE FUSION1 WH	WISE FUSION1 ANT.BRS	WISE FUSION1 SAT. NKL	WISE FUSION1 BMA	WISE FUSION1 BL
 <b>Slave 2 Gang</b>	WISE FUSION2 WH	WISE FUSION2 ANT. BRS	WISE FUSION2 SAT. NKL	WISE FUSION2 BMA	WISE FUSION2 BL
 <b>Slave 7 Button</b>	WISE FUSION7 WH	WISE FUSION7 ANT. BRS	WISE FUSION7 SAT. NKL	WISE FUSION7 BMA	WISE FUSION7 BL

Other Finishes and gangs available, see [www.mr-resistor.co.uk](http://www.mr-resistor.co.uk)

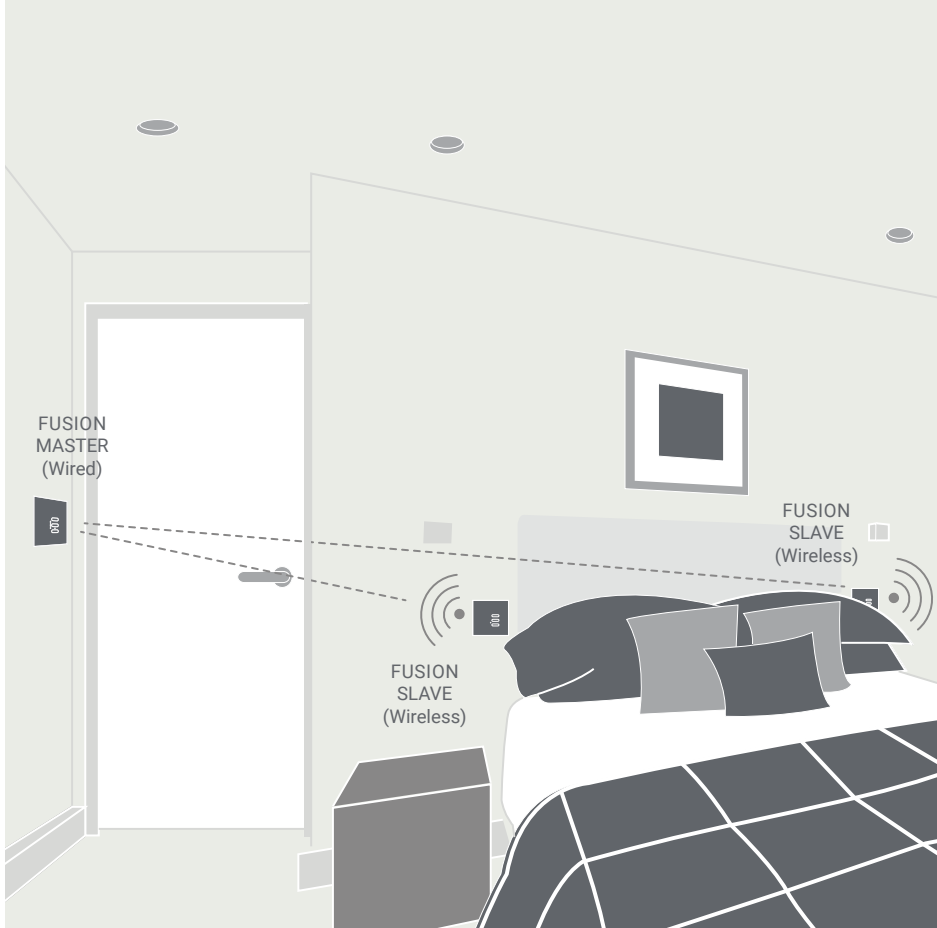




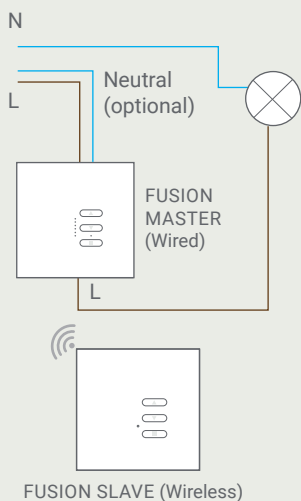
EXAMPLE : DIMMING



EXAMPLE : FUSION TWO WAY DIMMING



EXAMPLE : WIRING



## COMPATIBLE WISE PRODUCTS



Wise Pod Remote  
7 Channel

- WISEPOD7 WHT
- WISEPOD7 BLK



Wise Wi-Fi Smart Interface  
for iPhone/Android

- WISEWIFI DAISY

# PUSH BUTTON DIMMERS

---

These dimmers come in two parts, the push button wall dimmer and remote dimmer pack. The wall dimmer is wired to the remote dimmer pack. This can be done by using existing wiring. To operate push the button to turn the lights on or off and hold to dim.


The dimming is silent at the push button as there is no electronics in it. These wall dimmers can dim at more than one position for the same lighting circuit.



PUSH BUTTON



RETRACTIVE TOGGLE



CONTEMPORARY TOGGLE



# PUSH BUTTON

## WIRED DIMMERS


The Button Dimmer Controller is a push-to-make momentary action switch that controls an In-Line Dimmer Pack. The system allows dimming of a lighting circuit from more than one position.

- Multiple way dimming (wired)
- Dim at every position
- Silent dimming at the switch
- Dims LEDs
- Designer finish

					
Gang	Polished Steel	Antique Brass	Satin Nickel	Antique Bronze	Matt Black
 1 Gang	MRPSBPT1	MRABBPT1	MRTSNBPT1	MRBMABPT1	MRMBBPT1
 2 Gang	MRPSBPT2	MRABBPT2	MRTSNBPT2	MRBMABPT2	MRMBBPT2
 3 Gang	MRPSBPT3	MRABBPT3	MRTSNBPT3	MRBMABPT3	MRMBBPT3
 4 Gang	MRPSBPT4	MRABBPT4	MRTSNBPT4	MRBMABPT4	MRMBBPT4

Other Finishes available, see [www.mr-resistor.co.uk](http://www.mr-resistor.co.uk)

## WISE CONTROLS DIMMERS



Wise Scene Box Receiver  
2000W (4 x 500W)

code : WISESCENE V2RECG



Wise Scene Receivers

code : WISESCENE V2DIML



Wise Wi-Fi Smart Interface  
for iPhone/Android

code : WISEWIFI DAISY

## MULTI PACK DIMMER




In-Line Multi Way Universal  
LED Dimmer  
3-100W

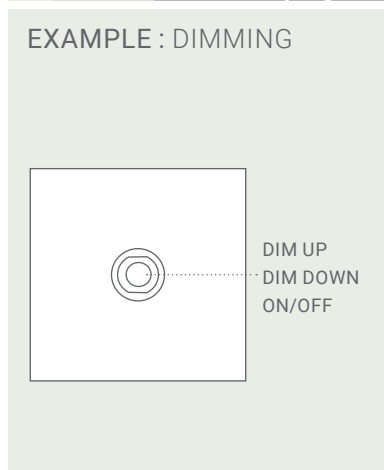
code : MULTI PACK



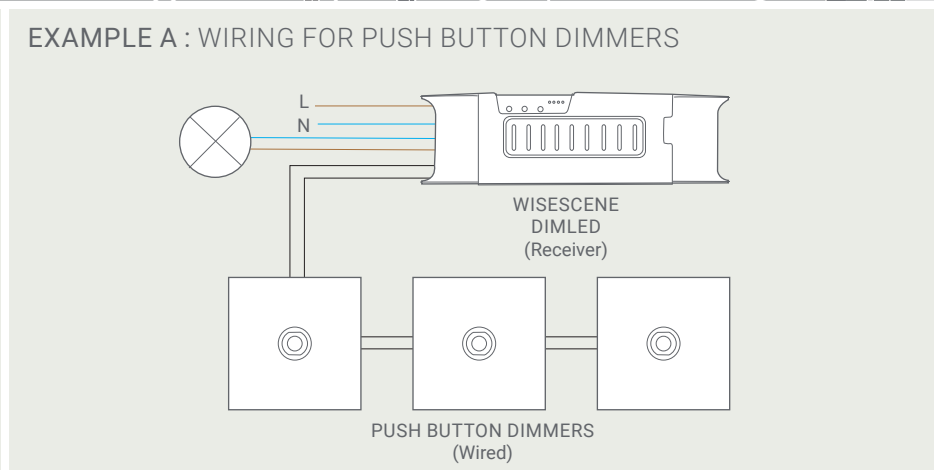
EXAMPLE : PUSH BUTTON TWO WAY DIMMING



EXAMPLE : DIMMING



EXAMPLE A : WIRING FOR PUSH BUTTON DIMMERS











# RETRACTIVE TOGGLE

## WIRED DIMMERS


The Retractive Toggle is a push-to-make momentary action switch that controls an In-Line Dimmer Pack. The system allows dimming of a lighting circuit from more than one position.

- Multiple way dimming
- Dim at every position
- Silent dimming at the switch
- Dims LEDs
- Designer finish

				
Gang	Aluminium	Black Aluminium	Satin White	Copper Bronze
 1 Gang	MRALTSW1 RETR	MRBKTSW1 RETR	MRWHTSW1 RETR	MRCBTSW1 RETR
 2 Gang	MRALTSW2 RETR	MRBKTSW2 RETR	MRWHTSW2 RETR	MRCBTSW2 RETR
 3 Gang	MRALTSW3 RETR	MRBKTSW3 RETR	MRWHTSW3 RETR	MRCBTSW3 RETR
 4 Gang	MRALTSW4 RETR	MRBKTSW4 RETR	MRWHTSW4 RETR	MRCBTSW4 RETR

Other Finishes available, see [www.mr-resistor.co.uk](http://www.mr-resistor.co.uk)

## WISE CONTROLS DIMMERS



Wise Scene Box Receiver  
2000W (4 x 500W)

code : WISESCENE V2RECG



Wise Scene Receivers

code : WISESCENE V2DIML



Wise Wi-Fi Smart Interface  
for iPhone/Android

code : WISEWIFI DAISY

## MULTI PACK DIMMER



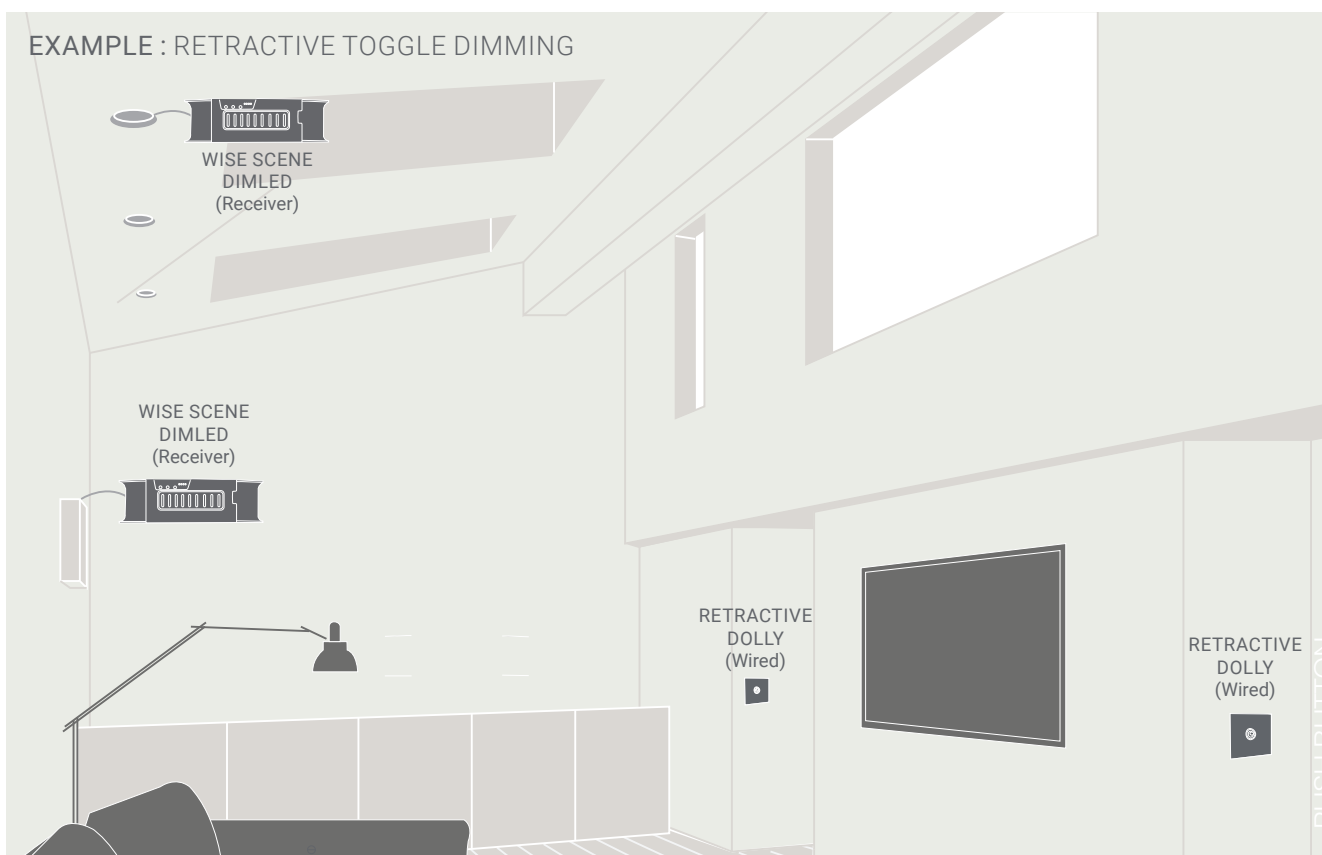
In-Line Multi Way Universal  
LED Dimmer  
3-100W

code : MULTI PACK

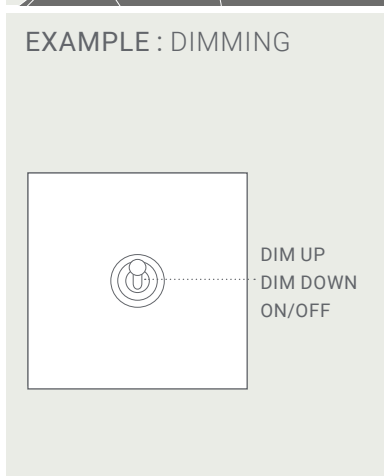




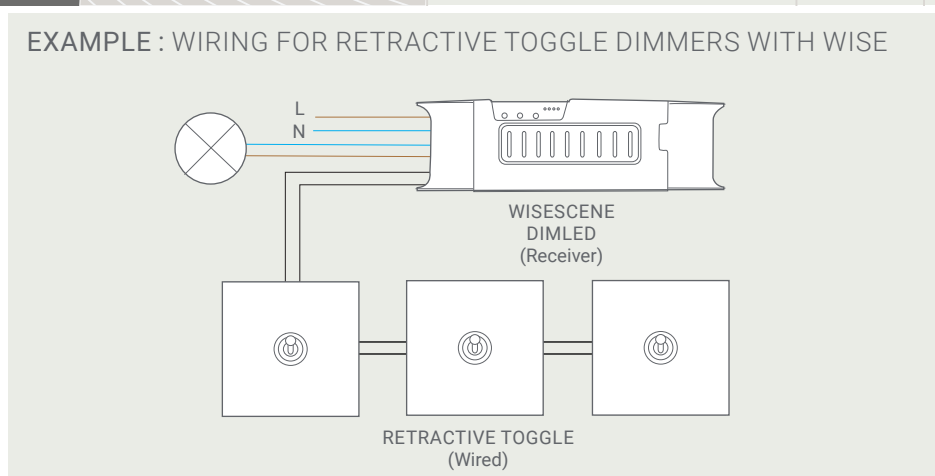
EXAMPLE : RETRACTIVE TOGGLE DIMMING



EXAMPLE : DIMMING



EXAMPLE : WIRING FOR RETRACTIVE TOGGLE DIMMERS WITH WISE



# CONTEMPORARY TOGGLE

## WIRED DIMMERS


The Retractive Contemporary Toggle is a push-to-make momentary action switch that controls an In-Line Dimmer Pack. The system allows dimming of a lighting circuit from more than one position.

- Multiple way dimming
- Dim at every position
- Silent dimming at the switch
- Dims LEDs
- Designer finish

					
Gang	Polished Steel	Antique Brass	Satin Nickel	Antique Bronze	Matt Black
 1 Gang	MRPSCTSW1/4	MRABCTSW1/4	MRTSNCTSW1/4	MRBMACTSW1/4	MRMBCTSW1/4
 2 Gang	MRPSBCTSW1/4	MRABCTSW1/4	MRTSNCTSW1/4	MRBMACTSW1/4	MRMBCTSW1/4
 3 Gang	MRPSCTSW1/4	MRABCTSW1/4	MRTSNCTSW1/4	MRBMACTSW1/4	MRMBCTSW1/4
 4 Gang	MRPSCTSW1/4	MRABCTSW1/4	MRTSNCTSW1/4	MRBMACTSW1/4	MRMBCTSW1/4

Other Finishes available, see [www.mr-resistor.co.uk](http://www.mr-resistor.co.uk)

## WISE CONTROLS DIMMERS



Wise Scene Box Receiver  
2000W (4 x 500W)

code : WISESCENE V2RECG



Wise Scene Receivers

code : WISESCENE V2DIML



Wise Wi-Fi Smart Interface  
for iPhone/Android

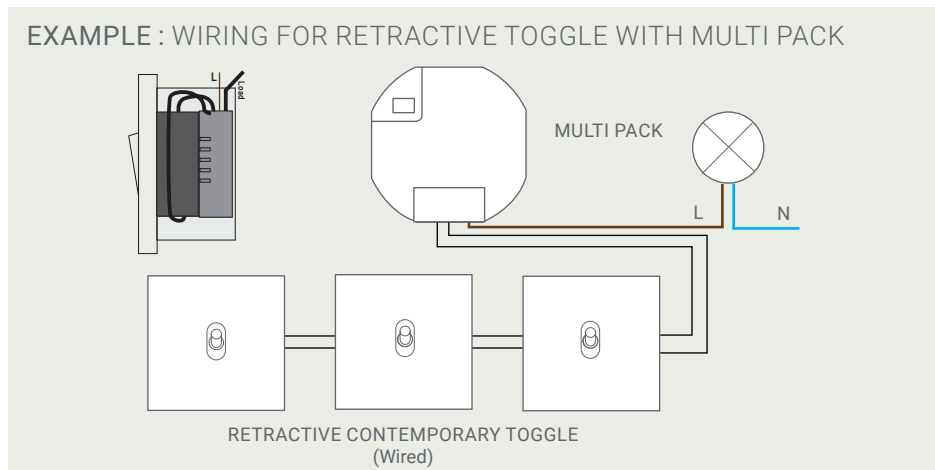
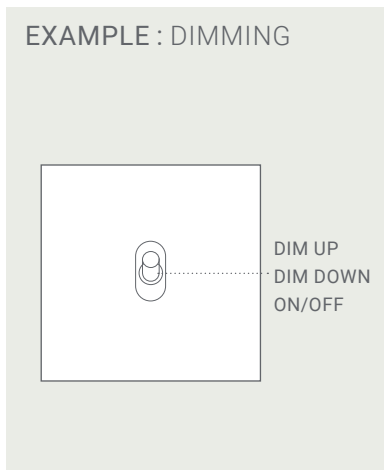
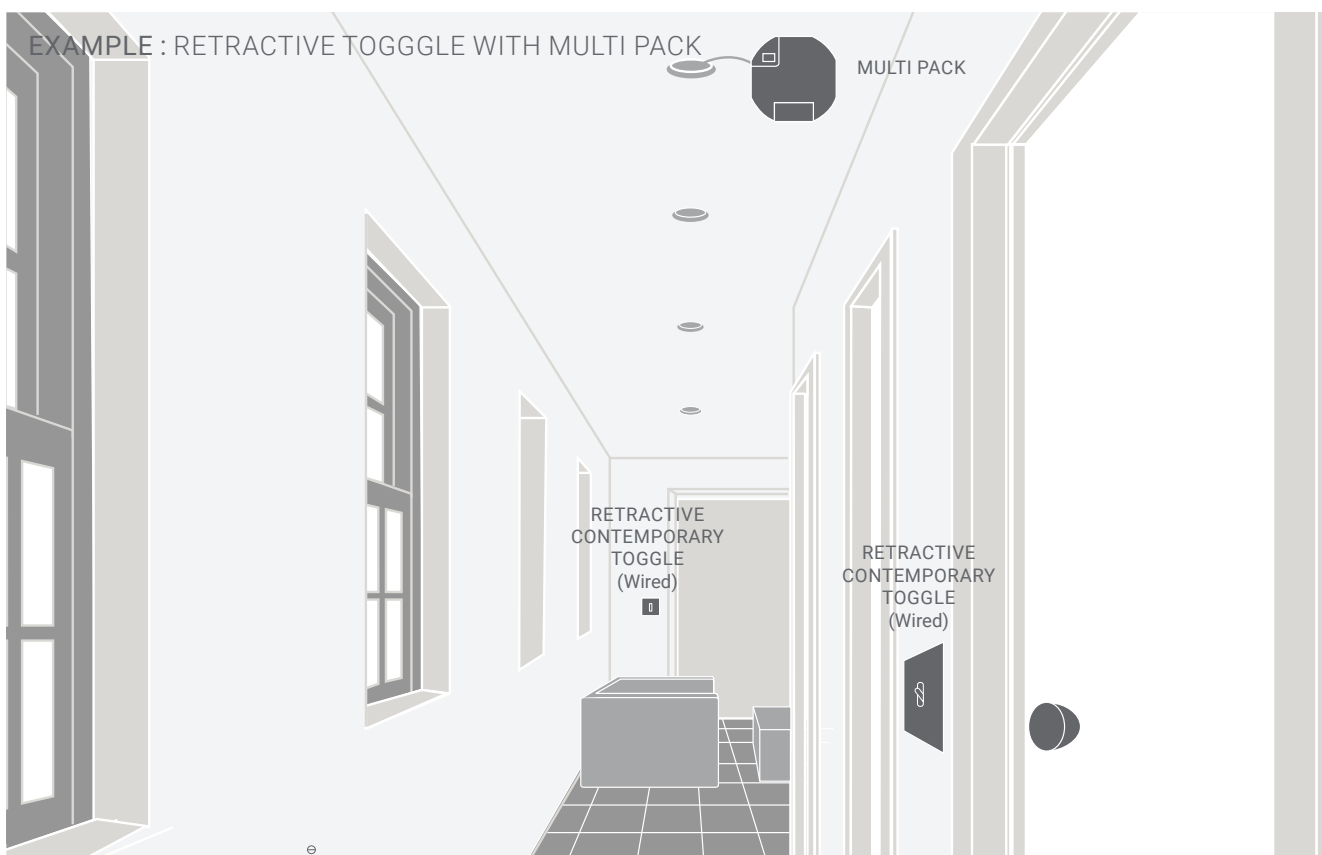
code : WISEWIFI DAISY

## MULTI PACK DIMMER



In-Line Multi Way Universal  
LED Dimmer  
3-100W

code : MULTI PACK





# WIRELESS DIMMERS

---

These dimmers are completely wireless and use a battery for power. They have many advantages over wired dimmers and switches. They can easily be installed on any wall as they don't require any wires. Also they can be used to dim at multiple positions.

These switches can be programmed in different ways, for example, as a dimmer, press for on/off and hold to dim. A scene switch to recall pre-set light levels, a master off switch to turn off every light in the house.

These wireless dimmers require a receiver dimmer that is wired to each lighting circuit. The wireless dimmer controls the lights by talking to the receivers. These receivers can be retrospectively fitted.

## WISE INTENSE

- Surfaced
- Removable plate
- No back box required

## WISE ID

- Flat plate 1.5mm
- Allen key screws
- Back box required

## WISE VOGUE

- Raised plate
- Screwless
- Back box required



WISE CONTROLS INTENSE



WISE CONTROLS INTENSE



WISE CONTROLS ID



WISE CONTROLS ID



WISE CONTROLS VOGUE



LUTRON RA2 SELECT KEYPAD

# WISE CONTROLS INTENSE

## WIRELESS DIMMERS

Wise intense keypads are surface mounted, with a slim profile. This gives complete flexibility in positioning the keypads. The Intense front plates are removable and available in a huge variety of finishes.

- Wireless
- Multiple way dimming
- Scene setting
- Switches can be placed anywhere
- No chasing switch line cables
- Requires no back box
- Removable plates
- No preplanning of switch position


Gang	 White	 Antique Brass	 Satin Nickel	 Antique Bronze	 Black
 1 Button	WISE INTENSE1 WH	WISE INT1 ANT.B	WISE INT1 SAT.N	WISE INT1 BMA	WISE INTENSE1 BL
 2 Button	WISE INTENSE2 WH	WISE INT2 ANT.B	WISE INT2 SAT.N	WISE INT2 BMA	WISE INTENSE2 BL
 3 Button	WISE INTENSE3 WH	WISE INT3 ANT.B	WISE INT3 SAT.N	WISE INT3 BMA	WISE INTENSE3 BL
 4 Button	WISE INTENSE4 WH	WISE INT4 ANT.B	WISE INT4 SAT.N	WISE INT4 BMA	WISE INTENSE4 BL
 6 Button	WISE INTENSE6 WH	WISE INT6 ANT.B	WISE INT6 SAT.N	WISE INT6 BMA	WISE INTENSE6 BL
 7 Button	WISE INTENSE7 WH	WISE INT7 ANT.B	WISE INT7 SAT.N	WISE INT7 BMA	WISE INTENSE7 BL

Other Finishes available, see [www.mr-resistor.co.uk](http://www.mr-resistor.co.uk)


### WISE RECEIVER OPTIONS...



A. Scene packs

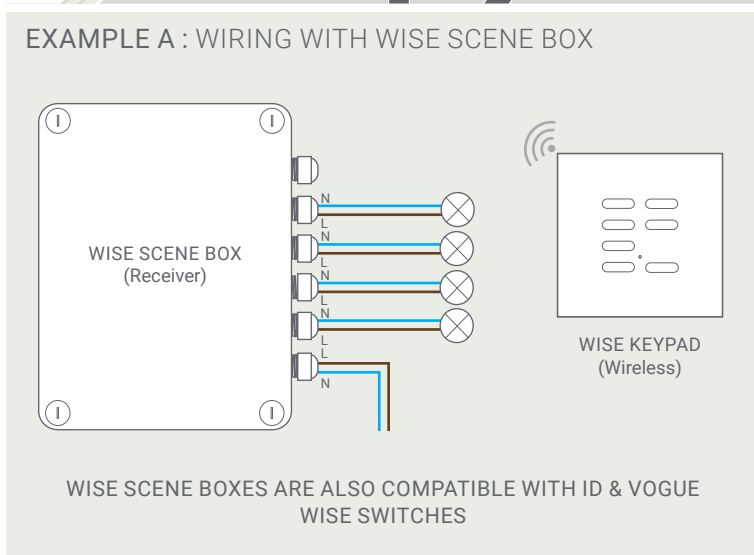
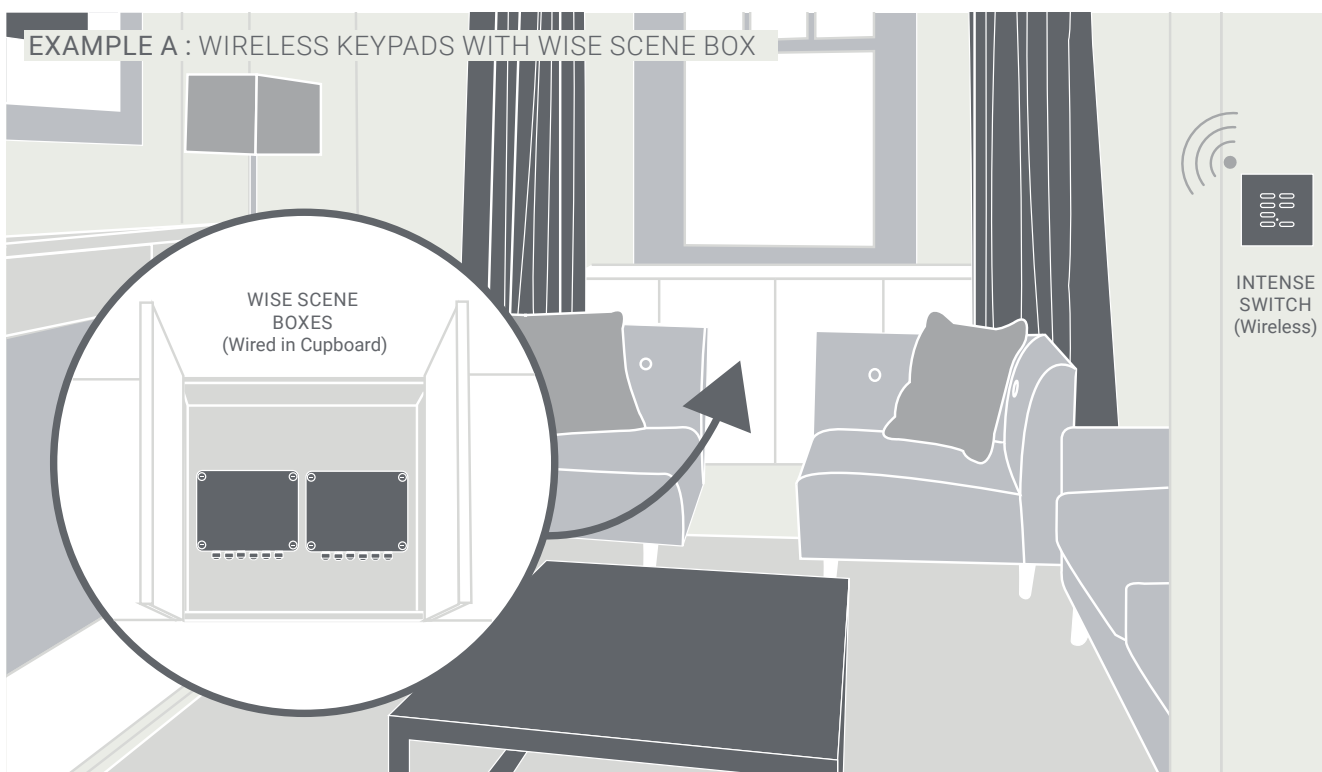


B. Scene Box



C. Scene Octo





#### COMPATIBLE WISE PRODUCTS



Wise Wi-Fi Smart Interface  
for iPhone/Android

WISEWIFI DAISY

# WISE CONTROLS ID

## WIRELESS DIMMERS

Wise ID keypads are a flat plate, metal design, which is flush to the wall, fixed with flush screws, for an elegant, contemporary finish. The ID keypads are designed to match existing flat plate switches and sockets.

- Wireless
- Multiple way dimming
- Scene setting
- No chasing switch line cables
- Requires back box
- Removable plates
- No pre-planning of switch position


Gang					
 1 Button	WISEIDDSW1 PW	WISEIDDSW1 PB	WISEIDDSW1 SS	WISEIDDSW1 BMA	WISEIDDSW1 PS
 2 Button	WISEIDDSW2 PW	WISEIDDSW2 PB	WISEIDDSW2 SS	WISEIDDSW2 BMA	WISEIDDSW2 PS
 3 Button	WISEIDDSW3 PW	WISEIDDSW3 PB	WISEIDDSW3 SS	WISEIDDSW3 BMA	WISEIDDSW3 PS
 4 Button	WISEIDDSW4 PW	WISEIDDSW4 PB	WISEIDDSW4 SS	WISEIDDSW4 BMA	WISEIDDSW4 PS
 6 Button	WISEIDDSW7 PW	WISEIDDSW7 PB	WISEIDDSW7 SS	WISEIDDSW7 BMA	WISEIDDSW7 PS
 7+7 Button	WISEIDDSW7+7 PW	WISEIDDSW7+7 PB	WISEIDDSW7+7 SS	WISEIDDSW7+7 BMA	WISEIDDSW7+7 PS

Other Finishes available, see [www.mr-resistor.co.uk](http://www.mr-resistor.co.uk)


### WISE RECEIVER OPTIONS...



A. Scene packs



B. Scene Box



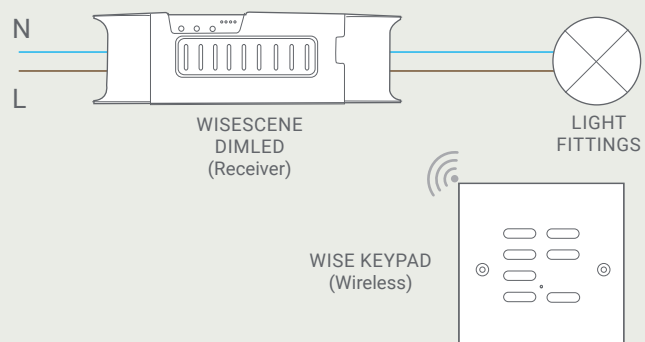
C. Scene Octo



EXAMPLE B : WIRELESS KEYPADS WITH WISE SCENE RECEIVER PACKS



EXAMPLE B : WIRING WISE SCENE RECEIVER PACKS



WISE RECEIVERS ARE ALSO COMPATIBLE WITH ID & VOGUE WISE SWITCHES

COMPATIBLE WISE PRODUCTS



Wise Wi-Fi Smart Interface  
for iPhone/Android

WISEWIFI DAISY












# WISE CONTROLS VOGUE

## WIRELESS DIMMERS

Wise Vogue keypads are screwless, to give a minimal, sleek appearance. They have a slim profile and are available in a variety of finishes, to match your existing switches and sockets.

- Wireless
- Multiple way dimming
- Scene setting
- No chasing switch line cables
- Requires back box
- Removable plates
- No pre-planning of switch position
- Screwless


				
Gang	Primed White	Satin Steel	Antique Bronze	Polished Steel
 1 Button	WISEVODSW1 PW	WISEVODSW1 SS	WISEVODSW1 BMA	WISEVODSW1 PS
 2 Button	WISEVODSW2 PW	WISEVODSW2 SS	WISEVODSW2 BMA	WISEVODSW2 PS
 3 Button	WISEVODSW3 PW	WISEVODSW3 SS	WISEVODSW3 BMA	WISEVODSW3 PS
 4 Button	WISEVODSW4 PW	WISEVODSW4 SS	WISEVODSW4 BMA	WISEVODSW4 PS
 7 Button	WISEVODSW7 PW	WISEVODSW7 SS	WISEVODSW7 BMA	WISEVODSW7 PS

Other Finishes available, see [www.mr-resistor.co.uk](http://www.mr-resistor.co.uk)


### WISE RECEIVER OPTIONS...



A. Scene packs



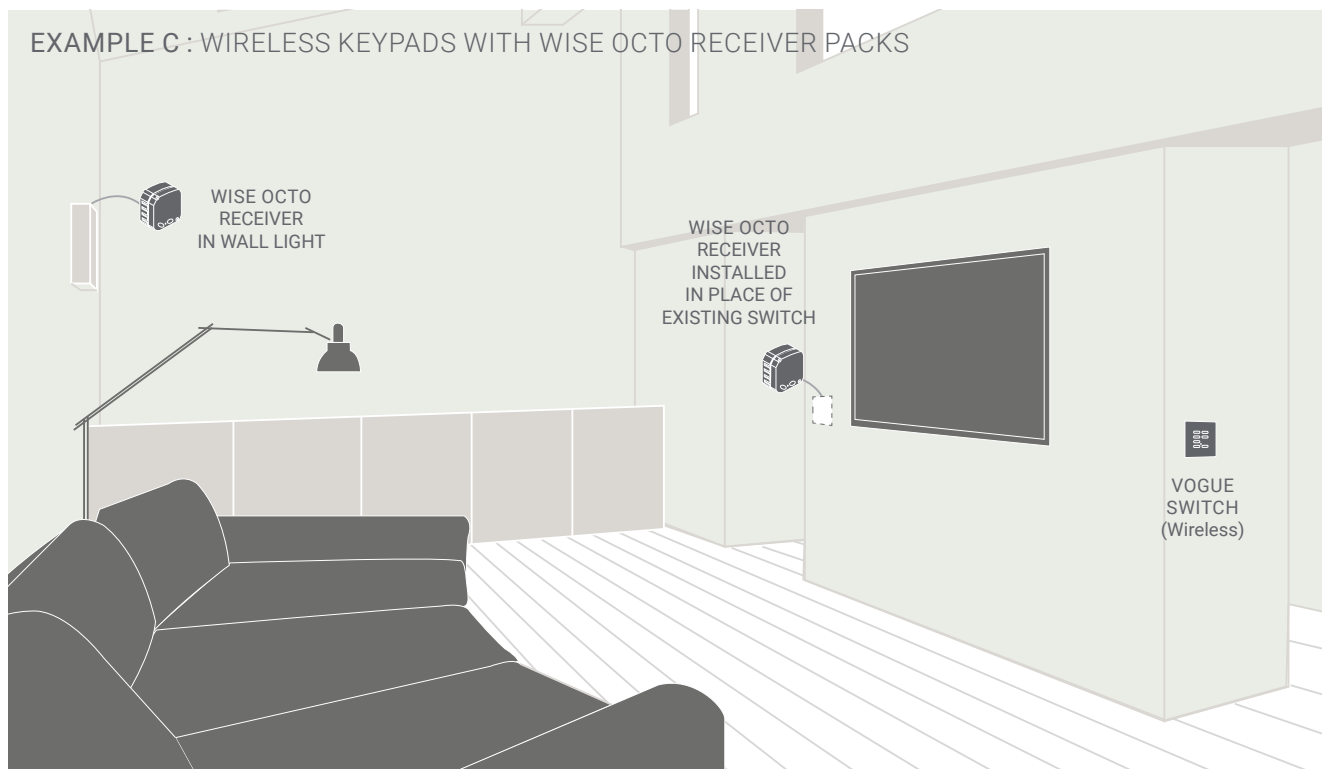
B. Scene Box



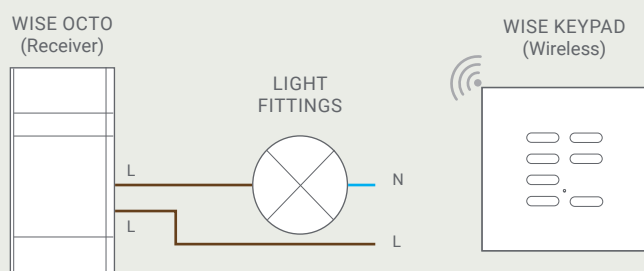
C. Scene Octo



### EXAMPLE C : WIRELESS KEYPADS WITH WISE OCTO RECEIVER PACKS



### EXAMPLE C : WIRING WITH WISE OCTO



### COMPATIBLE WISE PRODUCTS



Wise Wi-Fi Smart Interface  
for iPhone/Android

WISEWIFI DAISY

# LUTRON RA2 SELECT

## WIRELESS DIMMERS

Enjoy personalised smart lighting and blind control for any home, any budget, with RA2 Select. Added convenience. More comfort. Enhanced peace of mind. Staying in control of your home, even when you're not there.


- Smart Control
- Wireless
- Multiple way dimming
- Scene setting
- No chasing switch line cables
- No pre-planning of switch position

RA2 Select works with more smart products than any other smart lighting brand.

### LUTRON RA2 SELECT WIRELESS DIMMERS




Lutron RA2 Select In-line Dimmer  
240V 250W  
RRK-R25NE-240



Lutron RA2 Select Main  
Repeater Hub  
RRK-SEL-REP2-BL



Lutron RA2 Select In-line Switch  
240V 250W  
RRK-R6ANS-240

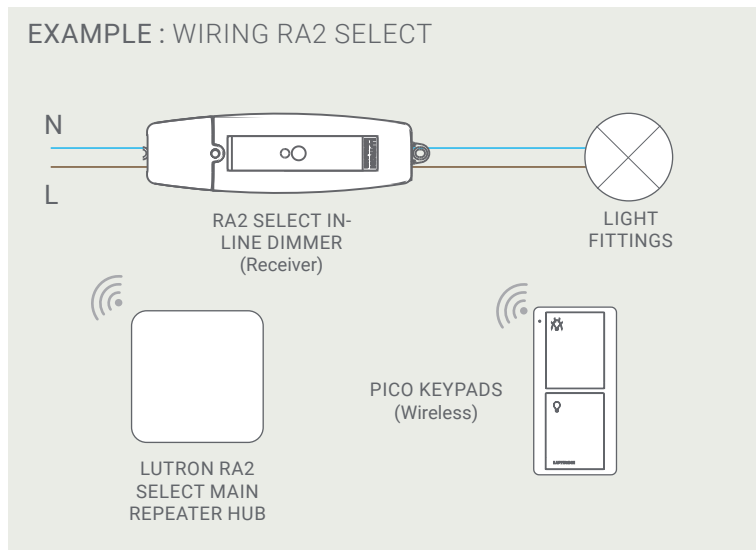
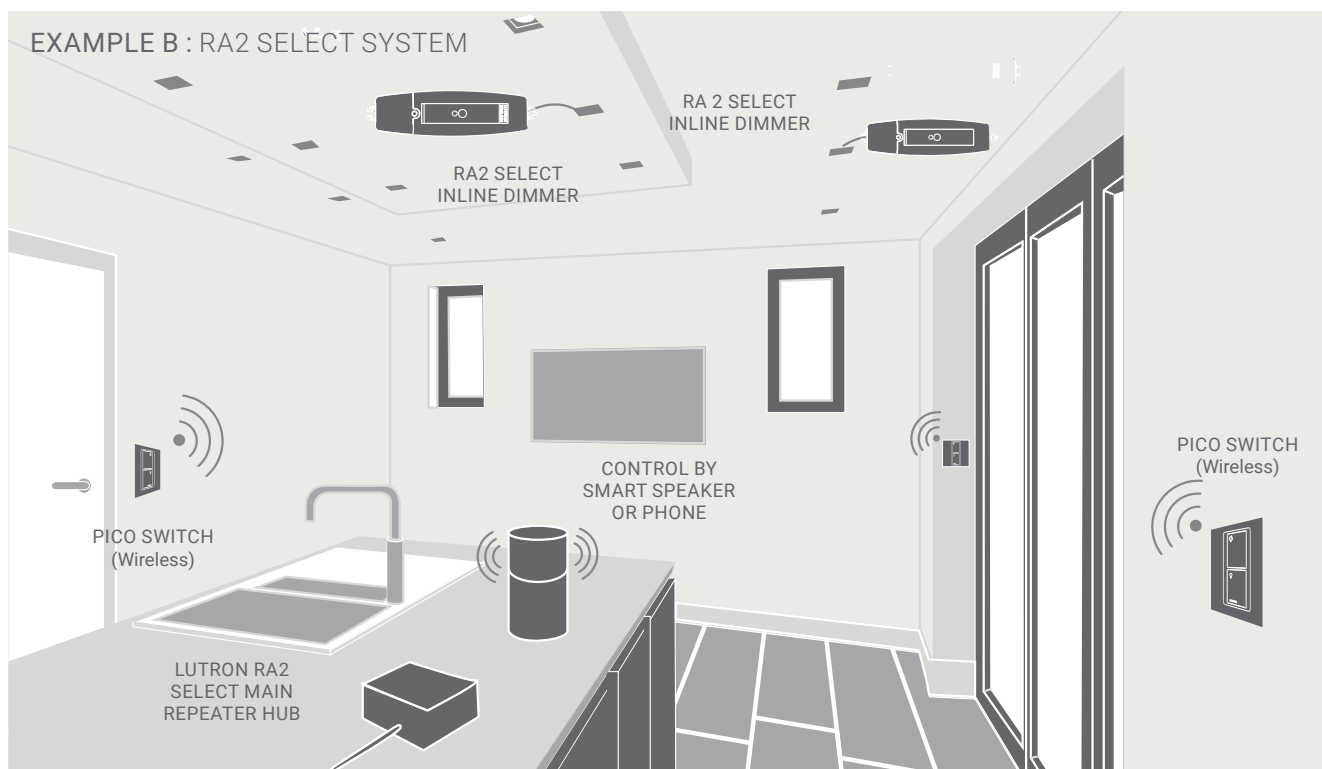



Lutron RA2 Wireless  
Repeater  
LK-REPPRO-BL

Type	White	Black	Gang	White	Black
 2 Button Lights	PK2-2B-TAW-L01	PK2-2B-TBL-L01	 1 Gang	LPFP-S1-TAW	LPFP-S1-TBL
 2 Button Raise Lower	PK2-2BRL-TAW-L01	PK2-2BRL-TBL-L01	 1 Gang	LPFP-S2-TAW	LPFP-S2-TBL
 3 Button Raise Lower	PK2-3BRL-TAW-L01	PK2-3BRL-TBL-L01	 1 Gang	LPFP-S3-TAW	LPFP-S3-TBL
 4 Button Scene	PK2-4B-TAW-L31	PK2-4B-TBL-L31	 1 Gang	LPFP-S4-TAW	LPFP-S4-TBL

Other Keypad options and Finishes available, see [www.mr-resistor.co.uk](http://www.mr-resistor.co.uk)





#### COMPATIBLE LUTRON PRODUCTS



Lutron RA2 Select Lamp Dimmer

□ RRK-P20-240G-WH

■ RRK-P20-240G-BL

# CONTROL SYSTEMS

---

These systems are normally installed on new builds, renovations and extensions where new cables and lighting circuits are being installed. They offer the most advanced features. They are able to dim, scene set and master off all your lighting.

They can integrate with other systems for whole house controls, like heating and security. Timers can be set so that some of your lighting is automatic.




WISE CONTROLS SCENE BOX KEYPAD



WISE CONTROLS SCENE BOX KEYPAD



LUTRON HOMEWORKS QS KEYPAD



LUTRON HOMEWORKS QS KEYPAD



# WISE SCENE BOX

CONTROL SYSTEM / 868 MHZ

The Wise Scene Box Leading & Trailing Edge Dimming Receiver is a 4 output receiver with 500W maximum power per output 240V dimmer that is controlled by wireless switches or by a push-to-make switch. The product has a built in control circuitry that adapts to the load connected.

- 4 channels
- Scene setting
- Master off function
- Time lag feature
- Interior or exterior use
- Unlimited boxes can be used

## WISE SCENE BOX WIRELESS CONTROL SYSTEM



Scene Box  
4 Circuits  
2000W (4 x 500W)  
WISESCENE V2RECG



Scene Box Kit  
Scene box, Intense switch & Keyfob  
4 Circuits  
2000W (4 x 500W)  
WISESCENE V2KITG



Scene Box Kit with Smart Wi-fi Hub  
Scene box, Intense switch & Keyfob  
4 Circuits  
2000W (4 x 500W)  
WISEWIFI4DIMKITG


## WISE KEYPADS WIRELESS DIMMERS



Wise Intense (Page 23-24)  
Wireless Dimmer



Wise Intense (Page 25-26)  
Wireless Dimmer



Wise Vogue (Page 27-28)  
Wireless Dimmer

## WISE CONTROLS INTERFACES

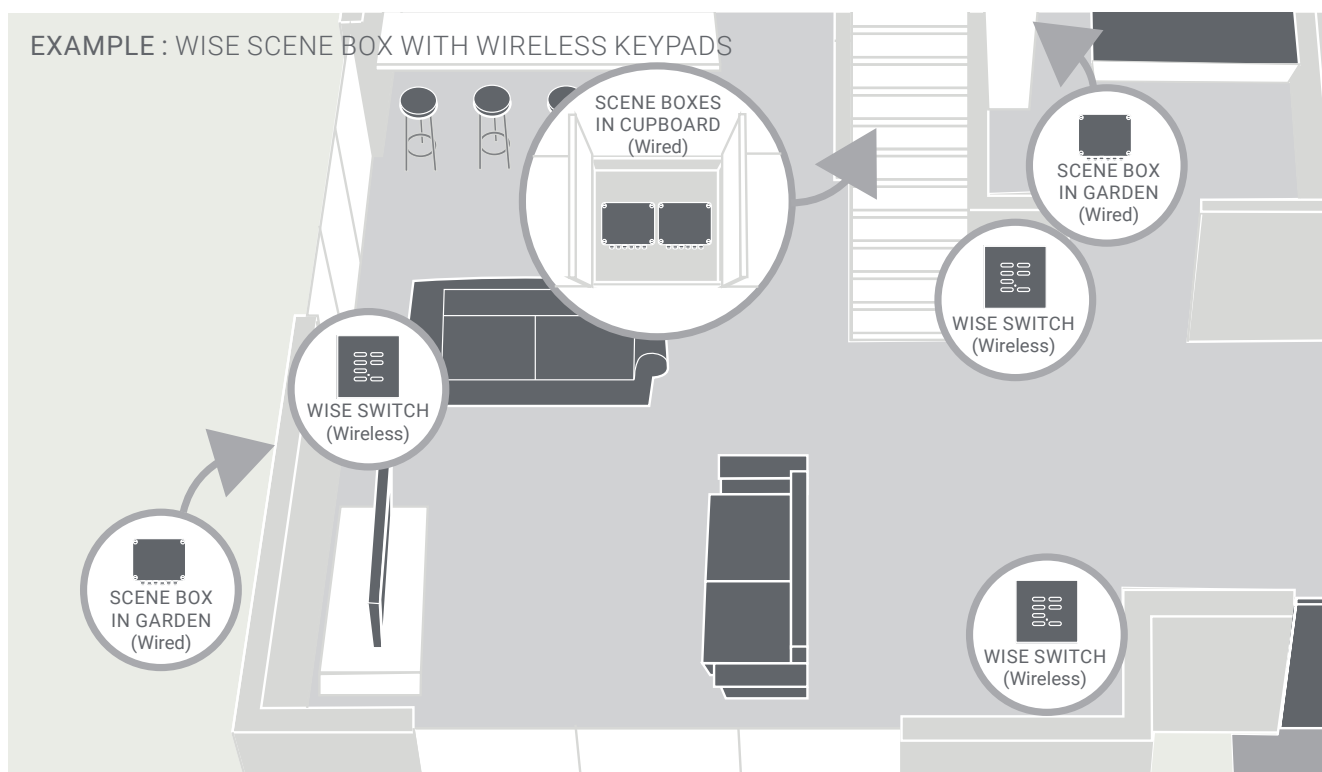


Wise Wi-Fi Smart Interface  
for iPhone/Android

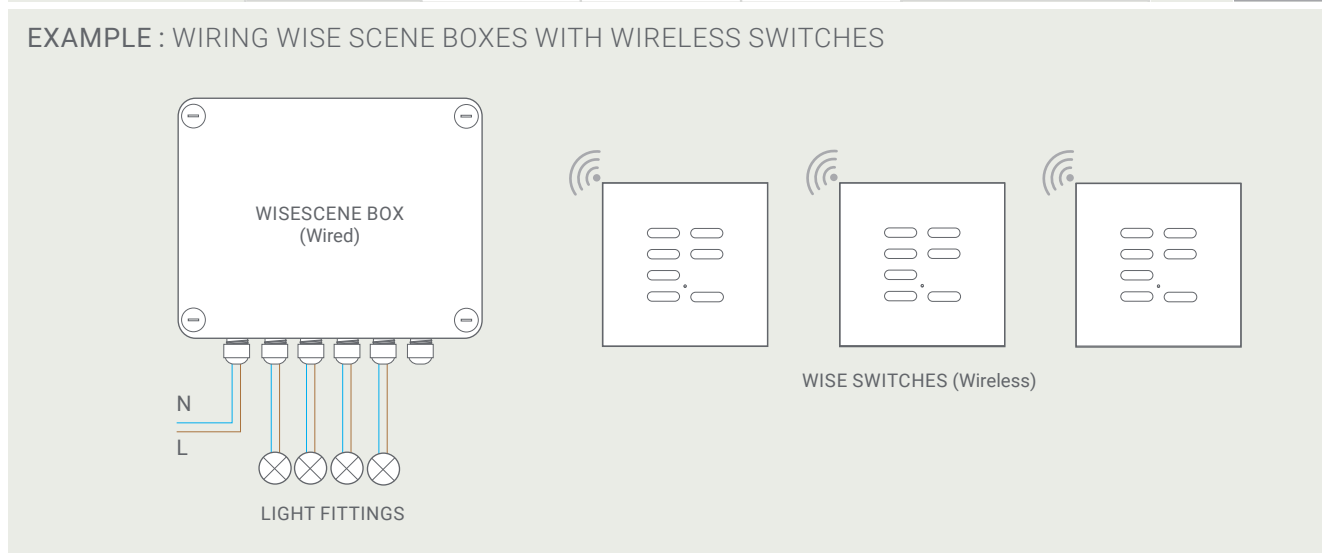
WISEWIFI DAISY



EXAMPLE : WISE SCENE BOX WITH WIRELESS KEYPADS



EXAMPLE : WIRING WISE SCENE BOXES WITH WIRELESS SWITCHES



# LUTRON HOMEWORKS QS


## CONTROL SYSTEM 868 MHZ

Lutron Homeworks is the ultimate control system. Homeworks can control any size project, residential or commercial. It is specified to your project requirements, giving complete freedom to program any keypad to a range of functions anywhere in the property.

An app is available for your phone, watch or tablet, to give you control of your system wherever you are,

- Whole home control
- Scene setting
- Blind control
- Built in astronomical time-clock
- Audio-visual and HVAC control
- Energy saving
- Sensor control
- Designer finish
- Panel dimmer
- Keypads can be engraved
- Path way of light
- System is tailored to individual requirements

### HOMEWORKS QS KEYPADS



SeeTouch Keypads



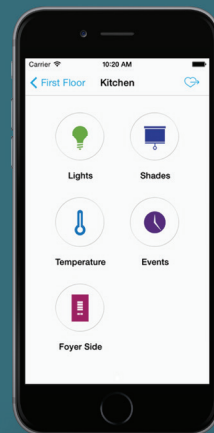
Palladiom Keypads



Alisse Keypads

Homeworks QS has a huge range of compatible keypads in any style.


### HOMEWORKS QS APP



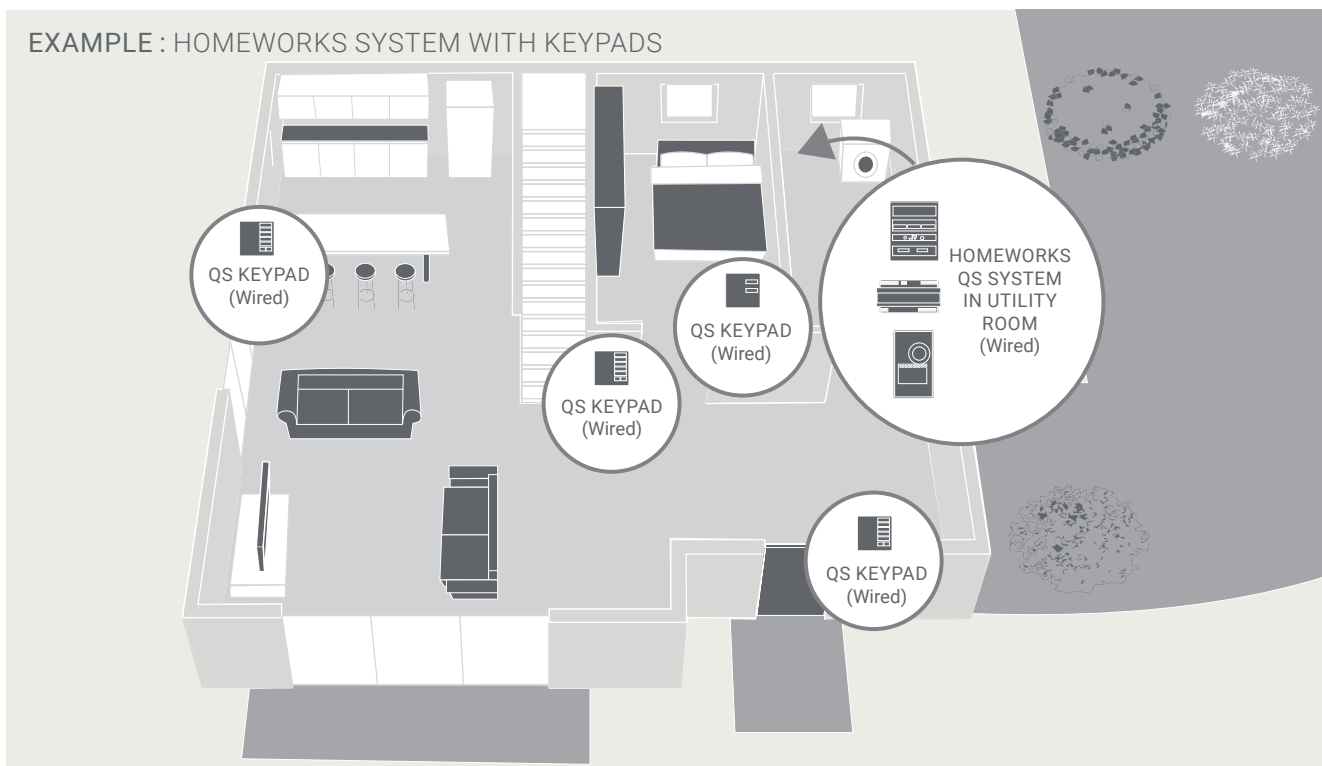
Control your home's lights, shades, temperature, keypads, and more with your iPad, iPhone and iPod touch.

more information available, see [www.mr-resistor.co.uk](http://www.mr-resistor.co.uk) or call 020 8871 2262

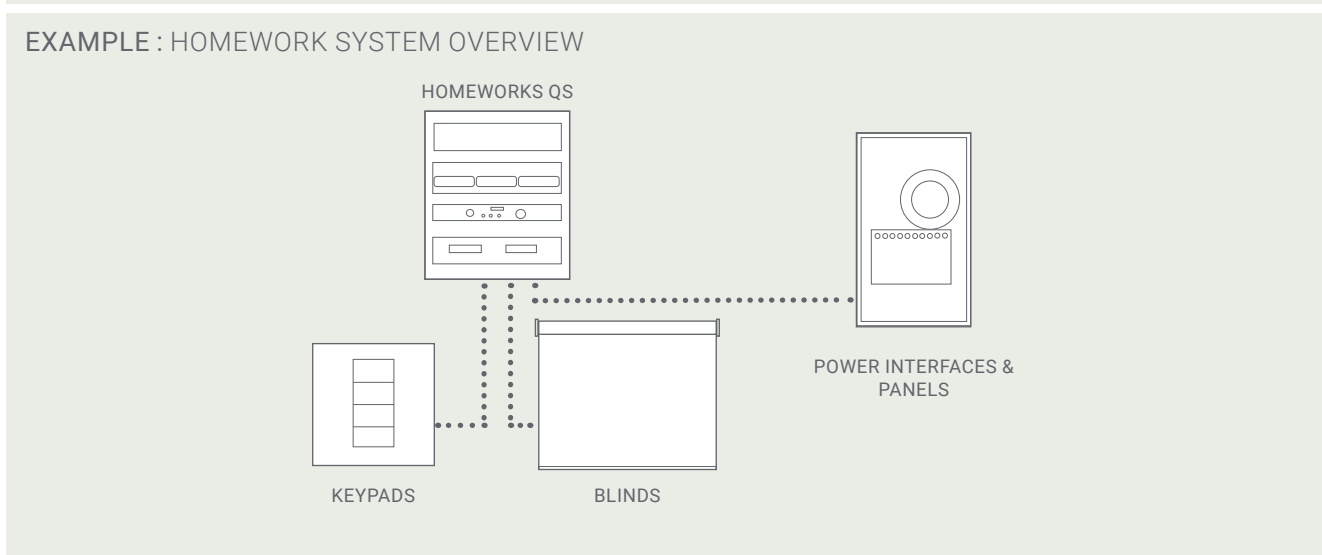




EXAMPLE : HOMEWORKS SYSTEM WITH KEYPADS



EXAMPLE : HOMEWORK SYSTEM OVERVIEW



# WIFI/BLEETOOTH DIMMABLE DRIVERS

---

Smart WiFi LED drivers are innovative devices that bring modern technology to the world of lighting control. These drivers are designed to power and control LED lighting fixtures remotely using a WiFi connection, offering users a convenient and energy-efficient way to illuminate their spaces. Whether in homes, offices, or commercial establishments, smart WiFi LED drivers have gained popularity due to their versatility and ease of use.



# ZONIK DRIVERS

## WIFI/BLUETOOTH DRIVERS

The Zonik Smart Driver is an innovative wireless LED power supply, designed to transform the way we control our lighting systems. This power supply allows users to effortlessly control their lights through the TUYA App and easily customize their lighting set-ups.

- Control using Tuya app
- Works with smart speakers
- Timer features
- Dusk til dawn features
- Easy to set up
- Works with wifi and bluetooth

### ZONIK SMART DRIVERS SMART CONTROLS



Wifi and Bluetooth  
1 Channel, 48V

WIFIDRV 1C48V150



Wifi and Bluetooth  
2 Channel, 24V, CCT

WIFIDRV 2C24V200



Wifi and Bluetooth  
4 Channel, 24V, RGBW

WIFIDRV 4C24V200



Wifi and Bluetooth  
5 Channel, 24V, RGBWW

WIFIDRV 5C24V200

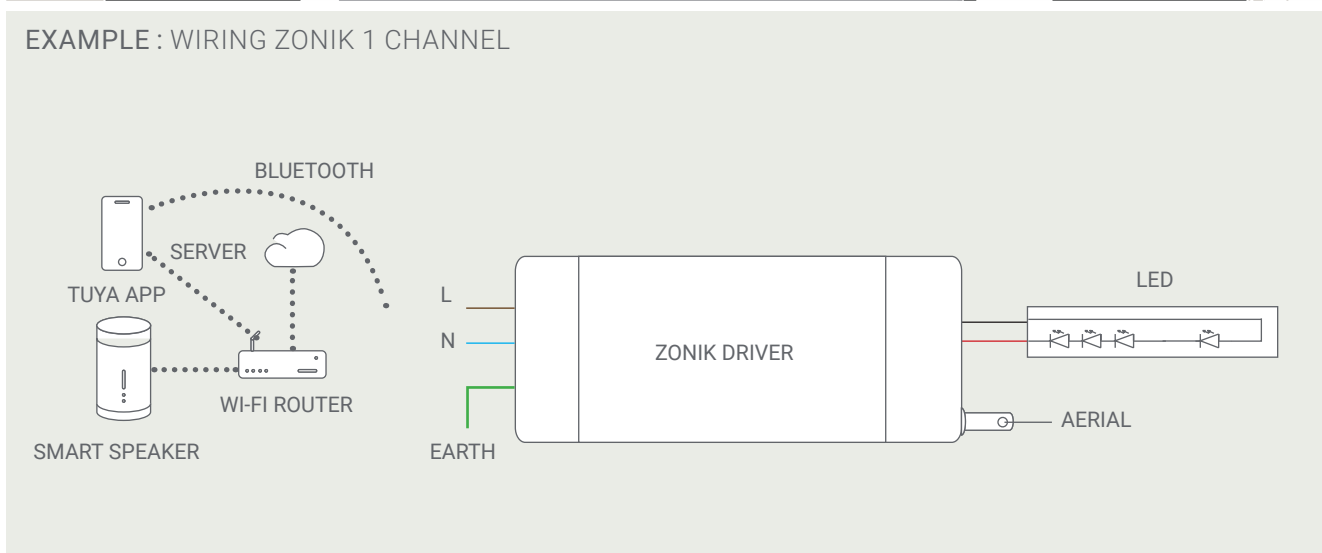
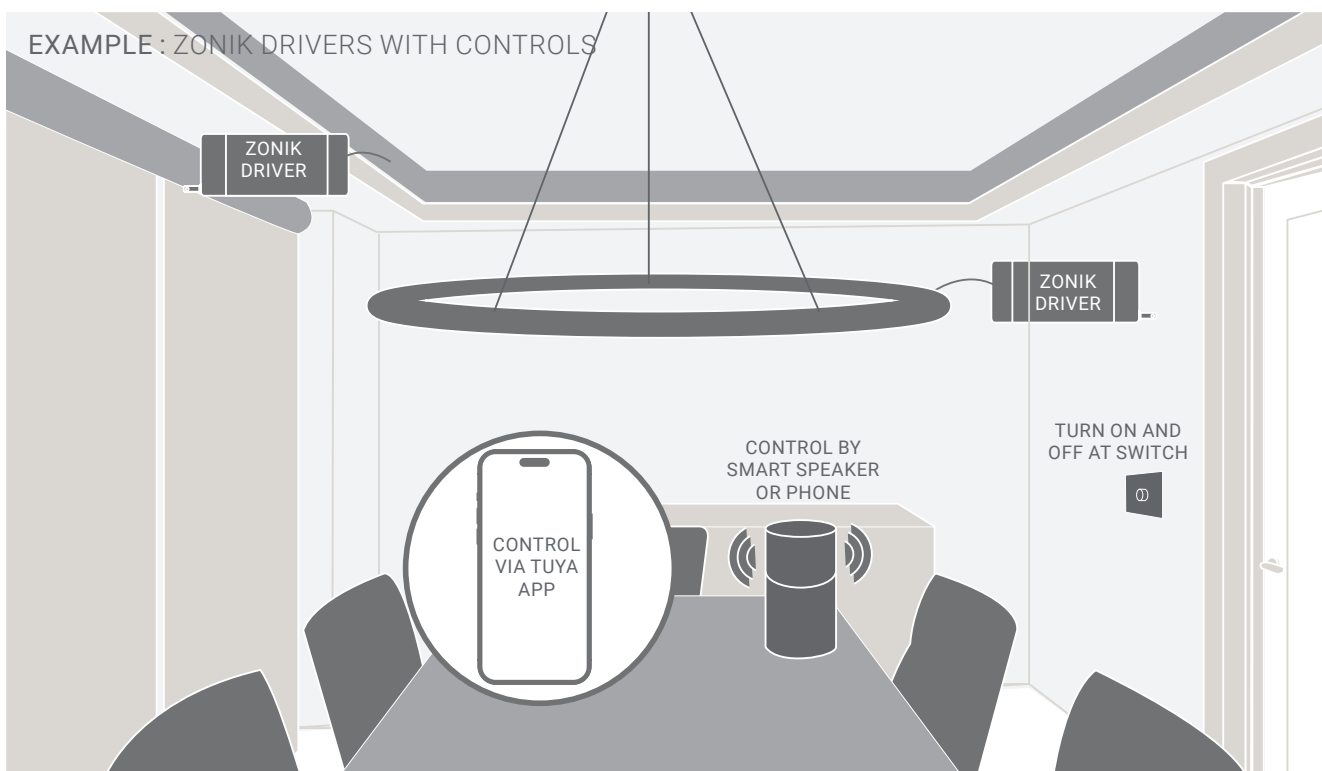


### TUYA APP

Install the Tuya app and link it to the Zonik smart driver to control your lighting effortlessly. With this app, you can dim the lights up and down, change the LED light colour or colour temperature, set timers for your lighting, and even enable the convenient dusk to dawn function. Moreover, you have the flexibility to create custom lighting scenes to suit your preferences.









Head Office / Showroom / Trade Counter  
19-23 Lydden Road, Wandsworth,  
London, SW18 4LT

Showroom / Trade Counter  
82-84 New Kings Road, Fulham,  
London, SW6 4LU

t : 020 8874 2234    f : 020 8871 2262    e : [info@mr-resistor.co.uk](mailto:info@mr-resistor.co.uk)



**MR. RESISTOR®**  
Lighting Specialist Est. 1968

[www.mr-resistor.co.uk](http://www.mr-resistor.co.uk)