

I

ATTENZIONE: LA SICUREZZA DELL'APPARECCHIO È GARANTITA SOLO CON L'USO APPROPRIATO DELLE SEGUENTI ISTRUZIONI. CONSERVARLE CON CURA.

### AVVERTENZE



Prima di eseguire qualsiasi tipo di operazione togliere la tensione in rete.  
Fare attenzione a non superare il Max di watt indicati per l'apparecchio.  
L'apparecchio non può essere usato in ambienti umidi o all'esterno.  
Mai coprire l'apparecchio durante il funzionamento.  
Per la pulizia dei vetri si raccomanda di non usare mai abrasivi o solventi.

Adatto al montaggio su superfici normalmente infiammabili.

L'apparecchio deve essere equipaggiato con lampade autoprotette che non necessitano di schermo di protezione.



Potenza massima della lampada. 1x 50W

Attacco lampada. GZ10

Tipo lampada. (\*) GZ10-GU10  40° (\*\*\*) GU10  40°

Apparecchio classe II 

Classe di protezione. IP20

Distanza minima dagli oggetti illuminati.  0.3m 

GB

ATTENTION: THE SAFETY OF THE APPLIANCE IS GUARANTEED ONLY IF IT IS PROPERLY USED, ACCORDING TO THE FOLLOWING INSTRUCTIONS, WHICH ARE TO BE KEPT.

### WARNING



Always disconnect the power supply before installing or performing any maintenance operations.  
Make attention of not exceeding the maximum watt indicated on the appliance.  
The appliance may not be used in humid or external environments.  
Never cover the appliance while in function.  
For cleaning the glass do not use any abrasive or solvent materials.


Adaptable for mounting onto surfaces normally inflammable.

The symbol mains the use of self-protection lamps which don't need of any protection screen.



Capacity of bulb. 1x 50W

Type of lampholder. GZ10

Type of bulb. (\*) GZ10-GU10  40° (\*\*\*) GU10  40°

Appliance in class II 

Protection class. IP20

Minimum distance from lighted objects.  0.3m 

D

ACHTUNG: DIE SICHERHEIT DIESES BELEUCHTUNGSKÖRPERS WIRD NUR DURCH DIE KORREKTE ANWENDUNG DER NACHSTEHENDEN ANWEISUNGEN GEWÄHRLEISTET. DIESE ÜSSEN DAHER SORGFÄLIG AUFBEWAHRT WERDEN.

### WICHTIGE HINWEISE

Die Netzversorgungskabel mit den entsprechenden KabelmÄnteln aus Silikonglas schützen.  
Bevor irgendwelche ArbeitsgÄnge ausgeföhrt werden, muß die Stromversorgung unterbrochen.  
Den Beleuchtungskörper während dem Betrieb nicht abdecken.  
Achten Sie darauf, daß die auf dem Beleuchtungskörper angegebene maximale Wattzahl nicht überschritten wird.  
Der Beleuchtungskörper darf nicht in feuchten Räumen bzw. im Freien eingesetzt werden.

Das Gerät eignet sich fuer die Montage auf normal entflammbaren OberflÄchen

The symbol mains the use of self-protection lamps which don't need of any protection screen.



Leistung der Gluehbirne. 1x 50W

Anschluss. GZ10

Typ der Gluehbirne. (\*) GZ10-GU10  40° (\*\*\*) GU10  40°

Gerät der Klasse II 

Schutzklasse. IP20

Minimum distance from lighted objects.  0.3m 

RU

ВНИМАНИЕ: БЕЗОПАСНОСТЬ ОСВЕТИТЕЛЬНОГО ПРИБОРА ГАРАНТИРОВАНА ТОЛЬКО ПРИ УСЛОВИИ ЕГО ЭКСПЛУАТАЦИИ В СООТВЕТСТВИИ С ПРИБЕДЕННЫМИ НИЖЕ ИНСТРУКЦИЯМИ, КОТОРЫЕ НЕОБХОДИМО СОХРАНИТЬ. ВНИМАНИЕ:



Не превышать максимально допустимую мощность, указанную для данного осветительного прибора.  
Перед выполнением любой операции с осветительным прибором отключить напряжение в сети.  
Осветительный прибор не может быть использован во влажных помещениях или на улице.  
Никогда не накрывать осветительный прибор в рабочем режиме.  
For cleaning the glass do not use any abrasive or solvent materials.

пригодный для установки на возгораемых поверхностях

The symbol mains the use of self-protection lamps which don't need of any protection screen.



Максимальная мощность лампочки. 1x 50W

Тип цоколя лампочки. GZ10

Тип лампочки. (\*) GZ10-GU10  40° (\*\*\*) GU10  40°

Осветительный прибор КЛАССА II 

Класс защиты. IP20

Minimum distance from lighted objects.  0.3m 

F

ATTENTION: LA SECURITE DE CET APPAREIL N'EST GARANTIE QUE SI L'ON RESPECTE LES INSTRUCTIONS SUIVANTES. IL EST, PAR CONSEQUENT, INDISPENSABLE DE LES CONSERVER SOIGNEUSEMENT.

### AVERTISSEMENTS



Avant d'effectuer toute opération, débrancher la tension de réseau.  
Veiller à ne pas dépasser la limite maximale des watts indiquée sur l'appareil.  
Ne jamais couvrir l'appareil pendant son fonctionnement.  
Cet appareil ne peut pas être utilisé dans des pièces humides ni à l'extérieur.  
Ne jamais utiliser des abrasifs ou des solvants pour le nettoyage des parties en verre.

Appareil apte au montage sur surfaces normalement inflammables.

The symbol mains the use of self-protection lamps which don't need of any protection screen .



Puissance ampoule. 1x 50W

Culot. GZ10

Type ampoule. (\*) GZ10-GU10  40° (\*\*\*) GU10  40°

Appareil de classe II 

Classe de protection. IP20

Minimum distance from lighted objects.  0.3m 

P

ATENÇÃO: A SEGURANÇA DO APARELHO É GARANTIDA SOMENTE SE FOREM RESPEITADAS AS INSTRUÇÕES. PORTANTO, É NECESSÁRIO CONSERVÁ-LAS.

### ADVERTÊNCIAS



Antes de fazer qualquer tipo de operação, desligar a corrente eléctrica da rede.  
Prestar atenção para não superar o número de watts indicados para o aparelho.  
O aparelho não pode ser utilizado em ambientes húmidos ou no exterior.  
Nunca cobrir o aparelho durante o funcionamento.  
For cleaning the glass do not use any abrasive or solvent materials.

Apropriado para ser montado em superficies normalmente inflamáveis.

The symbol mains the use of self-protection lamps which don't need of any protection screen.



Potência máxima da lâmpada. 1x 50W

Tipo de suporte da lâmpada. GZ10

Tipo de lâmpada. (\*) GZ10-GU10  40° (\*\*\*) GU10  40°

Aparelho de CLASSE II 

Classe de protecção. IP20

Minimum distance from lighted objects.  0.3m 

E

ATENCIÓN: LA SEGURIDAD DEL APARATO ESTÁ GARANTIZADA SÓLO POR UN USO ADECUADO DE LAS SIGUIENTES INSTRUCCIONES; POR CONSIGUIENTE, ES PRECISO CONSERVARLAS.

### ADVERTENCIAS



Antes de llevar a cabo cualquier tipo de operación, desconectar la tensión de la red.  
Prestar atención a no superar el máximo de los vatios indicados en el aparato.  
El aparato no podrá utilizarse en ambientes húmedos ni en exteriores.  
No cubrir jamás el aparato durante el funcionamiento.  
For cleaning the glass do not use any abrasive or solvent


Aparato adecuado para el montaje en superficies normalmente inflamables.

The symbol mains the use of self-protection lamps which don't need of any protection screen .



Potencia máxima de la bombilla. 1x 50W

Casquillo de la bombilla. GZ10

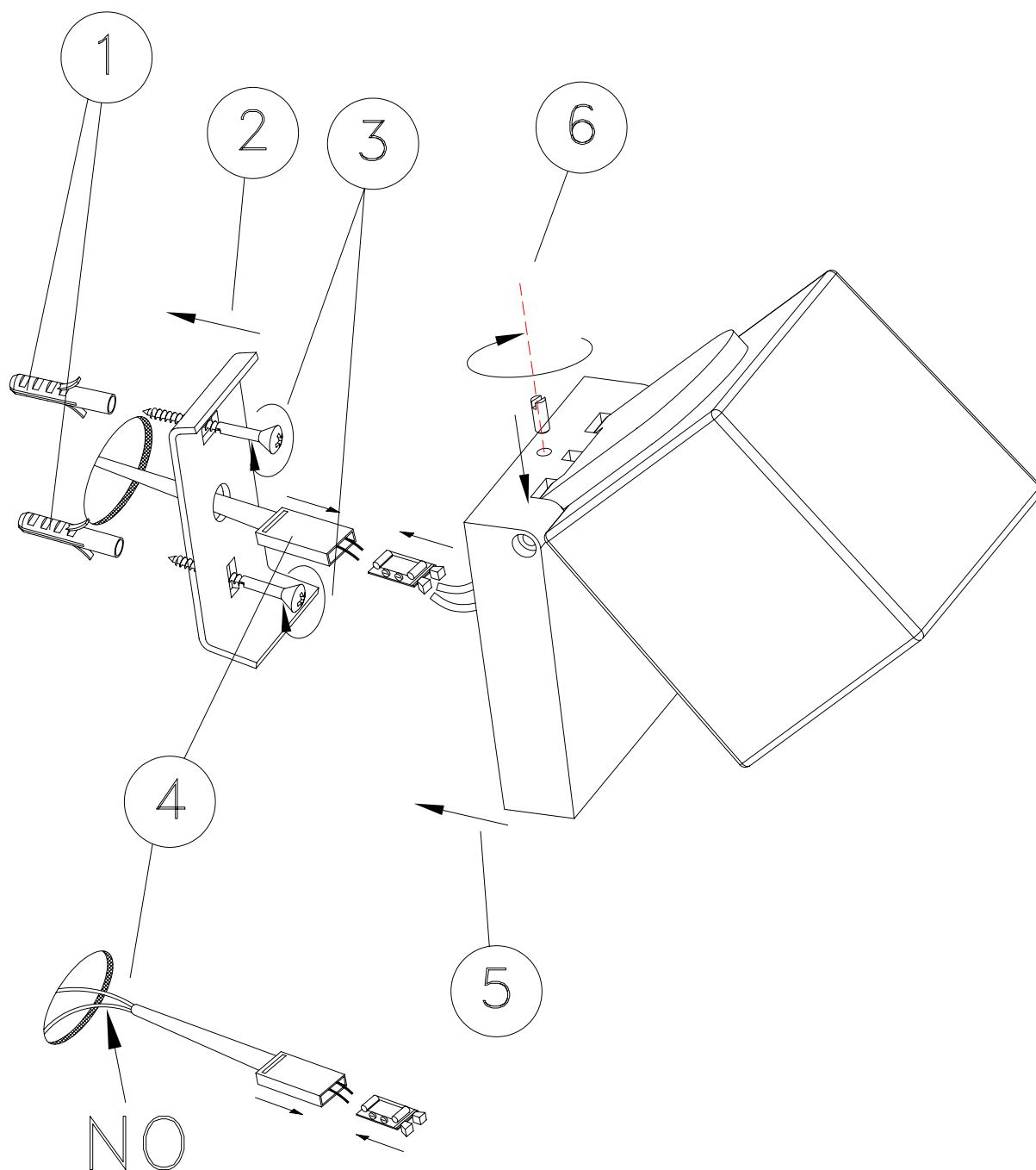
Tipo de bombilla. (\*) GZ10-GU10  40° (\*\*\*) GU10  40°

Aparato CLASE II 

Clase de protección. IP20

Minimum distance from lighted objects.  0.3m 

- Procedere al montaggio seguendo le operazioni in ordine numerico progressivo.
- Proceed with assembling following the operations in progressive numerical order.
- Arbeitsgänge in numerischer Ordnung ausführen, um das Gerät zu installieren.
- Il faut procéder a le montage exécutant les operatoins par l'ordre numerique progressif.



**ATTENTION:**

- Con vetro NERO usare solamente lampadina con attacco GU10
- BLACK glass use only lamp GU10
- Verre NOIR à utiliser seulement avec lampe GU10
- SCHWARZES Glas benutzbar nur mit der GU10 leuchte