

DATE PROJECT TYPE



PRODUCT FEATURES

- Easy slide connecting system
- Slim design with seamless lighting
- Integral driver
- Round diffuser (Square also available)
- Slide-Up Replacing System
- Easy Plug-and-Play Installation

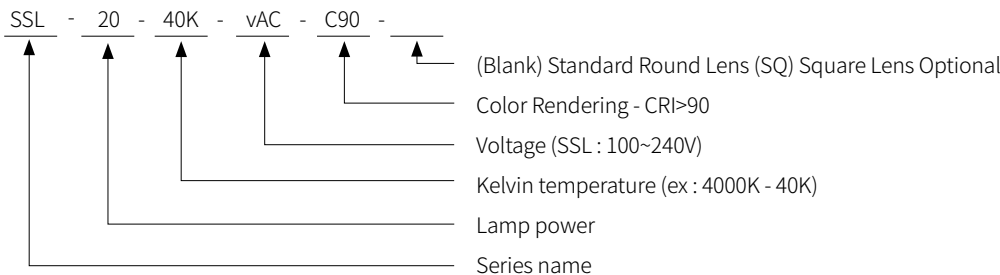
PRODUCT SPECIFICATIONS

- Voltage : AC 100~240V
- Operating Temperature : 0-45°C
- Lamp Life : 40,000 hrs L70
- Available Color : 2700K, 3000K, 3500K, 4000K
- CRI/Ra >90
- Energy Efficiency : 103.3lm/W - 5.2W/ft - 539.6lm/ft
- Degree of protection IP20 / Beam Angle : 170°
- Finish : White
- Max.connection(Non dimming) : 400W
5W(80pcs), 10W(40pcs), 15W(26pcs), 20W(20pcs)



Model Name	Input (V)	Power (W)	Luminous Flux	Luminous Efficacy	Color Rendering	Operating Temperature	Dimming
SSL3 40K-UNV-C90	AC 100~240V	2.3W	180 lm	83 lm/W	CRI > 90	0 ~ 45°C	Non-Dimming
SSL5 40K-UNV-C90	AC 100~240V	5.2W	488 lm	95 lm/W	CRI > 90	0 ~ 45°C	Non-Dimming
SSL10 40K-UNV-C90	AC 100~240V	9.7W	982 lm	101 lm/W	CRI > 90	0 ~ 45°C	Non-Dimming
SSL15 40K-UNV-C90	AC 100~240V	14.9W	1,528 lm	102 lm/W	CRI > 90	0 ~ 45°C	Non-Dimming
SSL20 40K-UNV-C90	AC 100~240V	19.9W	2,056 lm	103 lm/W	CRI > 90	0 ~ 45°C	Non-Dimming
SSL25 40K-UNV-C90	AC 100~240V	24.9W	2,582 lm	104 lm/W	CRI > 90	0 ~ 45°C	Non-Dimming
DSSL10 40K-UNV-C90	AC 100~240V	10.6W	954 lm	89 lm/W	CRI > 90	0 ~ 45°C	Dimming
DSSL15 40K-UNV-C90	AC 100~240V	14.8W	1,387 lm	94 lm/W	CRI > 90	0 ~ 45°C	Dimming
DSSL20 40K-UNV-C90	AC 100~240V	20.6W	1,921 lm	93 lm/W	CRI > 90	0 ~ 45°C	Dimming

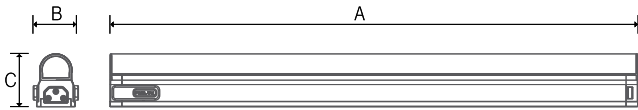
MODEL SELECTION KEY



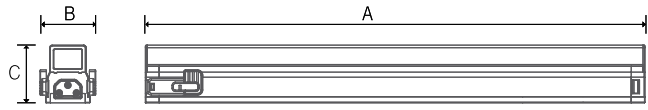
Square Lens Optional

DIMENSION

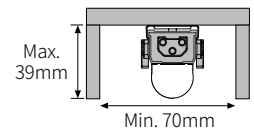
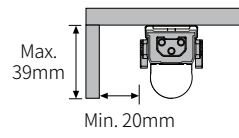
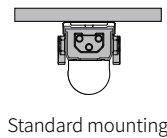
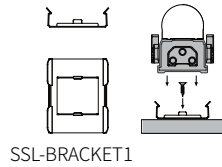
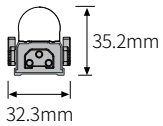
* Standard type (Round diffuser)




* Optional type (Square diffuser)



Model Number	Dimensions for round lens / square lens		
	A	B	C
SSL3 XXK-UNV-C90	150mm	32.3mm	35.2mm
SSL5 XXK-UNV-C90	320mm	32.3mm	35.2mm
SSL10 XXK-UNV-C90	580mm	32.3mm	35.2mm
SSL15 XXK-UNV-C90	870mm	32.3mm	35.2mm
SSL20 XXK-UNV-C90	1,160mm	32.3mm	35.2mm
SSL25 XXK-UNV-C90	1,450mm	32.3mm	35.2mm

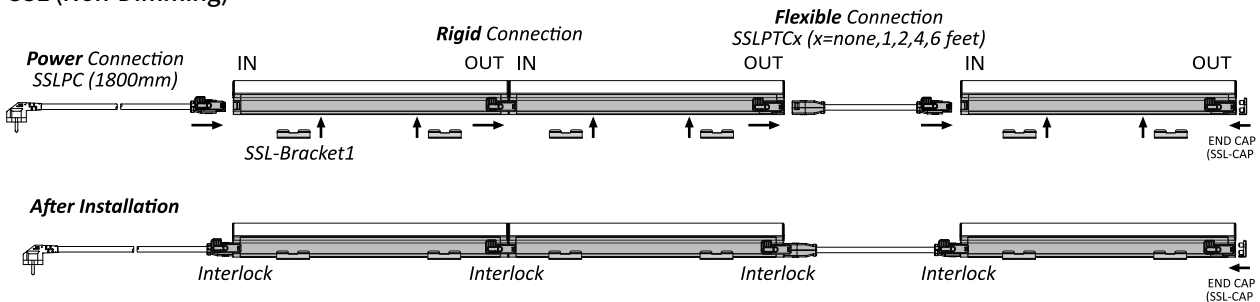


SLIDE CONNECTION SYSTEM



INSTALLATION

- SSL (Non-Dimming)

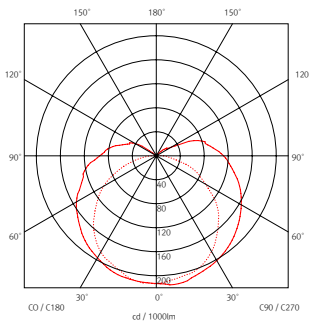


CAUTION Risk of Fire,
Max. wattage in one lighting row is : **400 Watts**
Max. permitted ambient temperature : **45 °C**
Input connector of SSLPC must be firmly inserted in Luminaire.

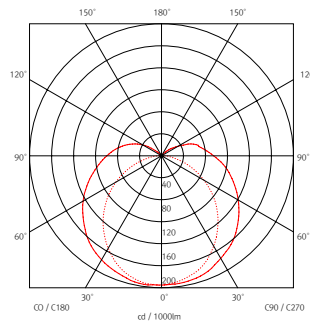
The direction of the supply must be observed prior to installation (IN-Input connector...OUT-Output connector).
Fixing of the LED Luminaire takes place via mounting clips/magnets. These must be fixed at the desired area with screw(s), then the LED Luminaire can be snapped in place
Insert the end cap to the last luminaire of one lighting row

BEAM SPREADS

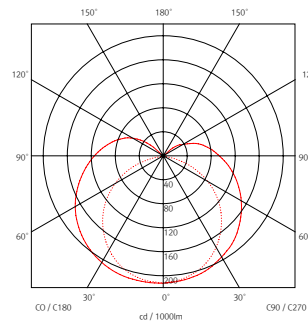
SSL3 40K-UNV-C90
83 lm/W. 180 lm



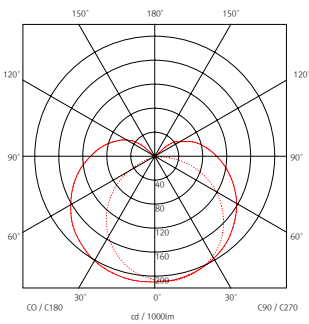
SSL5 40K-UNV-C90
95 lm/W. 488 lm



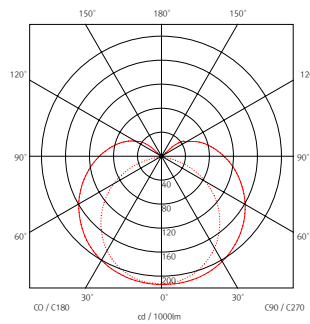
SSL10 40K-UNV-C90
101 lm/W. 982 lm




SSL15 40K-UNV-C90
102 lm/W. 1,528 lm




SSL20 40K-UNV-C90
103 lm/W. 2,056 lm




ACCESSORIES



Power Cord (6')
SSLPC120/T




Magnet Brackets (Optional)
__SSL-BRACKET-M : 1set =3pcs



Connecting Cable
SSLPTC/T (150mm)
SSLPTC1/T (300mm)
SSLPTC2/T (600mm)
SSLPTC4/T (1,200mm)
SSLPTC6/T (1,800mm)




Dimming Interface
__FDA-P1H (Phase to PWM translator)
1CH 200W (200W/CH, 1CH)



Open power cord (Dimming)
DSSLOPC230/T (1,800mm)



Dimming Interface
__FDA-P2M (DMX512 to PWM translator)
2CH Max. 400W (200W/CH, 2CH)



Mounting bracket (Included fixture)
__SSL-BRACKET1 : 1set = 3pcs



Dimming Interface
__DA02V10SE
(0-10V/1-10V to PWM translator)
Max. 400W (200W/CH, 2CH)



Angle Brackets (Optional)
__SSL-BRACKET2 : 1set =3pcs