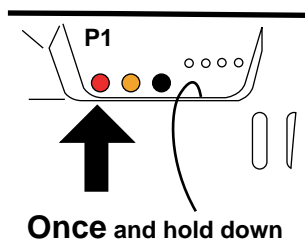
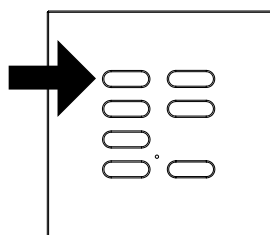


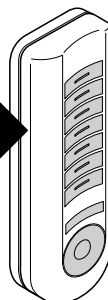
1 - Programming 7 or 42 channel transmitters for warm white



1- Press the push button **P1 once and hold** it down, the buzzer will make a beep and then sound continuously.

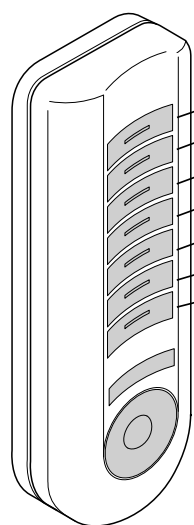


OR



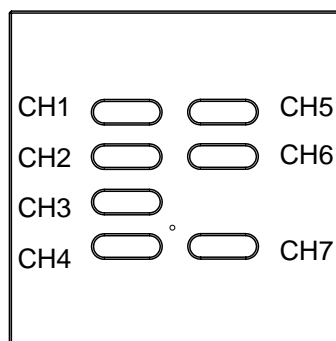
Function available only for 7 or 42 channels transmitter

2- During the sound press one push button, of the 7-channel transmitter which has to be memorised, the memorization is indicated by the intermittently sound of the buzzer. All the push-buttons of the transmitter are automatically memorized.



CH1 Luminosity al 100%
CH2 Luminosity al 75%
CH3 Luminosity al 50%
CH4 Luminosity at minimum
CH5 Dim +
CH6 Dim -
CH7 OFF: Turn off the light

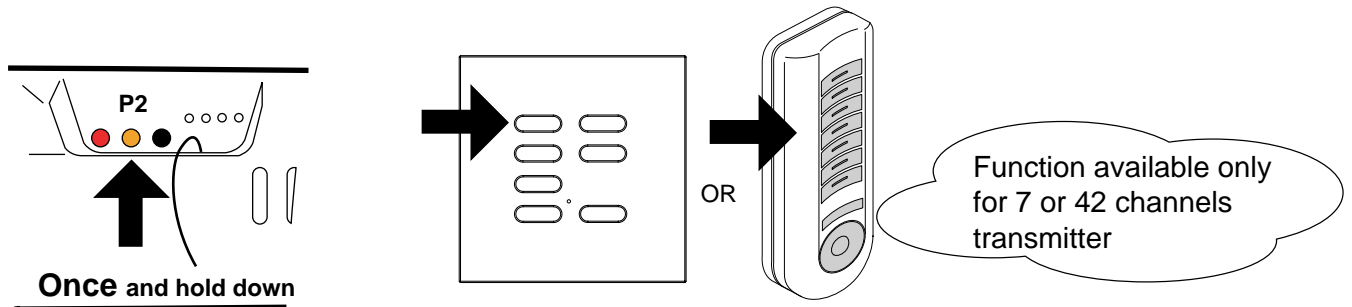
Luminosity al 100%
Luminosity al 75%
Luminosity al 50%
Luminosity at min



CH5 Dim +
CH6 Dim -

CH7 OFF: Turn off the light

2 - Programming 7 or 42 channel transmitters for RGB output



1- Press the push button **P2 once and hold** it down, the buzzer will make a beep and then sound continuously.

2- During the sound press one push button, of the 7-channel transmitter which has to be memorised, the memorization is indicated by the intermittently sound of the buzzer. All the push-buttons of the transmitter are automatically memorized.

