

RA2 Select



Whole home
lighting control
made simple

Introducing RA2 Select.

Personalised smart lighting and blind control.

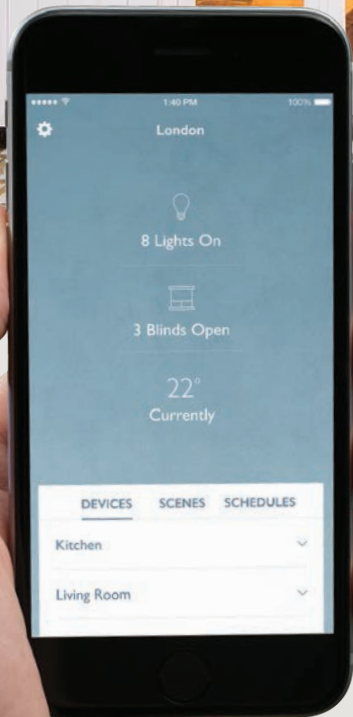


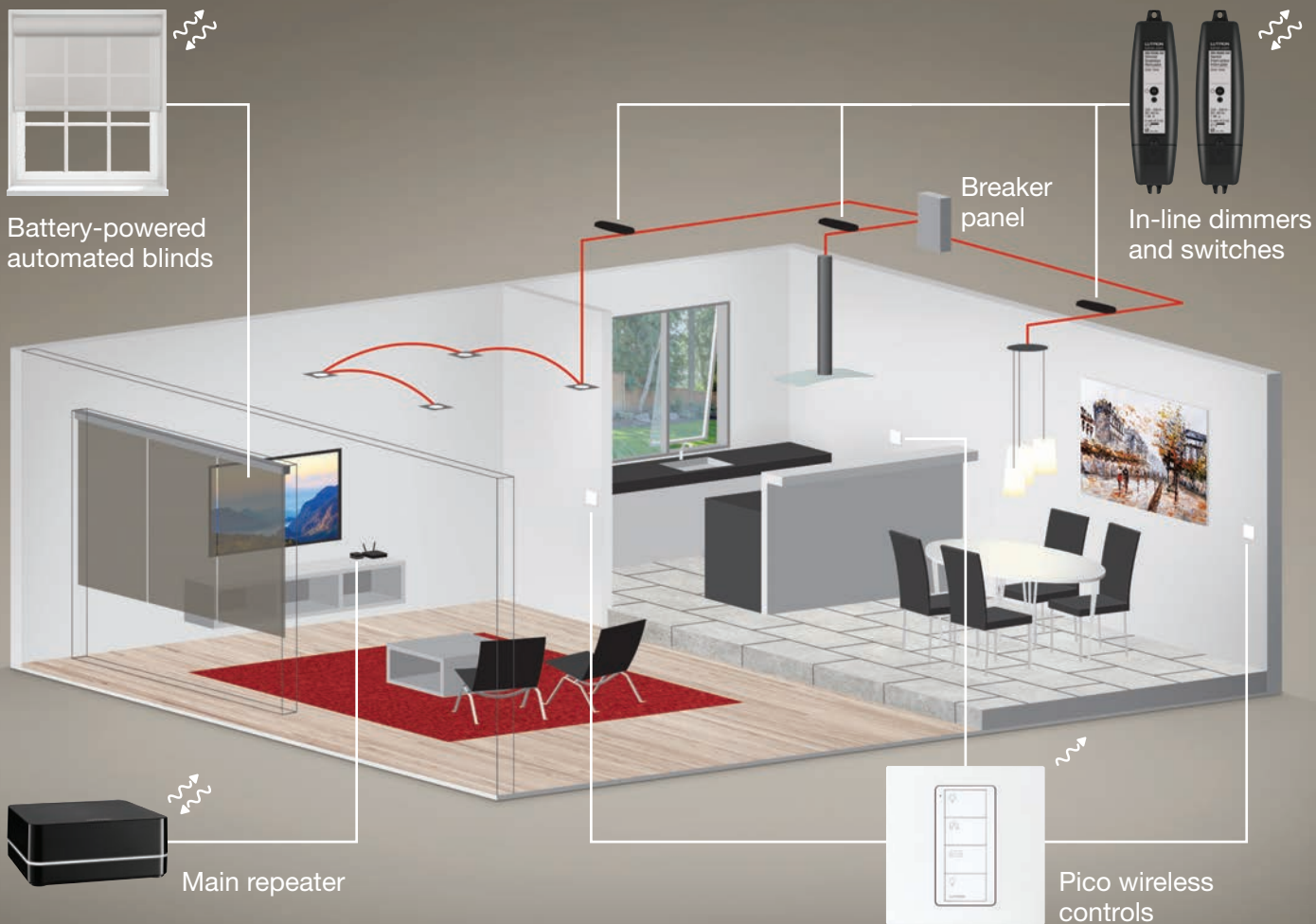
Photo (c) Lurot Brand

Why RA2 Select?

Simple. App-based setup, control, and monitoring; no training or PC required.

Reliable. Like all Lutron products, RA2 Select is 100% end of line tested before it leaves our facilities.

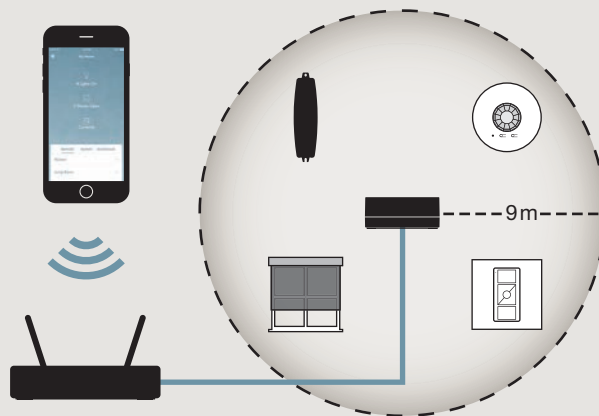
Affordable. Easy installation (no cutting holes or running wire) and automatic programming means completing an entire job in one visit.



Simple retrofit solution

In-line dimmer/in-line switch fits in the ceiling void for fast, convenient installation. Pico wireless controls require no wires and batteries will last 10 years.

The main repeater is connected to the home network to enable setup, control, and monitoring via the Lutron App.













Pico scene keypad and Pico for blind control

Transform a room

Easily set multiple lights and blinds to just the right level, creating scenes for any activity. Scene keypads automatically configure to provide the best lighting for the task at hand in each scene.

In the kitchen, for example, lights and blinds can adjust for cooking, a quiet dinner, or cleaning up.

		 Ceiling lights	 Island lights	 Pendant	 Blind
	Bright	100%	100%	100%	Open
	Cooking	100%	100%	50%	75% Open
	Dining	20%	65%	50%	Half Open
	Off	Off	Off	Off	Closed



Add control anywhere



Pico scene keypad



Pico remote control

The Pico is flexible, for control wherever it works best.

Mount it to a tabletop pedestal. Pedestals are available in single, double, and triple configurations.

Or mount it to a wall without cutting a hole or wiring anything. (Add a designer-style wallplate for a finishing touch.)



Setup made simple

Contractor setup in the Lutron App means you can bypass the homeowner registration process and quickly configure the system. The homeowners can register and access their systems via an invitation from you. They can also access your contact information from the app if they need professional support.

Smart home made simple

Three key app features that will make a homeowner's life easier:



Scheduling — you can program lights and blinds to automatically adjust at set times of day.



Geofencing — controls lights based on your location.

This feature can turn lights on for you when you arrive home and notify you if you have left lights on when you leave.



Smart Away — randomly turns lights on and off in the evening, so it looks like you're home, even when you're not.


Expand the system

RA2 Select works with smart home solutions from other best-in-class brands, to add even more convenience to your customers' lives.



Amazon Alexa

Create just the right light using Alexa voice control. Ask Alexa to turn lights on, off, or dim them to your favorite level.



Apple® HomeKit™

The Smart Bridge contains Apple HomeKit technology, so you can use Siri® to control your lights and blinds.



The Google Assistant™

Get the lights with just your voice. Smart lighting control is now available through any Google Assistant-enabled device.



Honeywell Wi-Fi Thermostats

Choose from a variety of thermostat options to control the temperature in your home, from anywhere.



Nest

Enhance comfort and peace of mind with the Nest family of products, including the Nest Cam, Nest Protect Smoke + CO alarm, and Nest Learning Thermostat.



Sonos

Control your Sonos Home Sound System from a Pico remote control for audio, from scenes in the Lutron App, or from a Pico scene keypad. You can also control your lights using your voice via the Sonos One with Amazon Alexa.

Learn more:

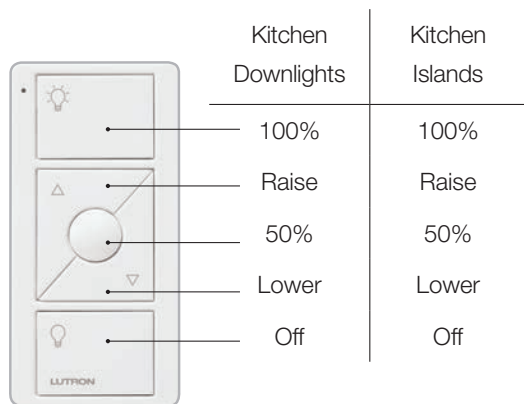
lutron.com/ra2selectintegration-europe

The Power of Pico Controls

Flexibility of choice

Pico wireless control

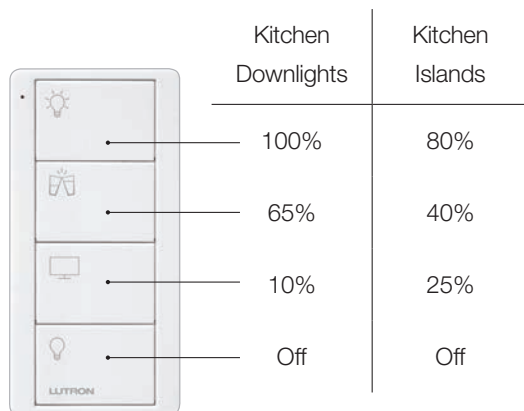
All assigned lights will go to the same level for each button



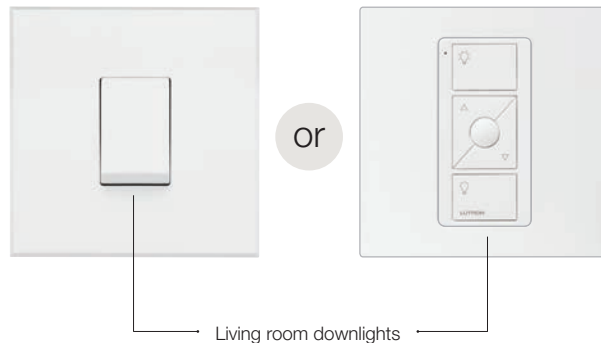
or

Pico scene keypad

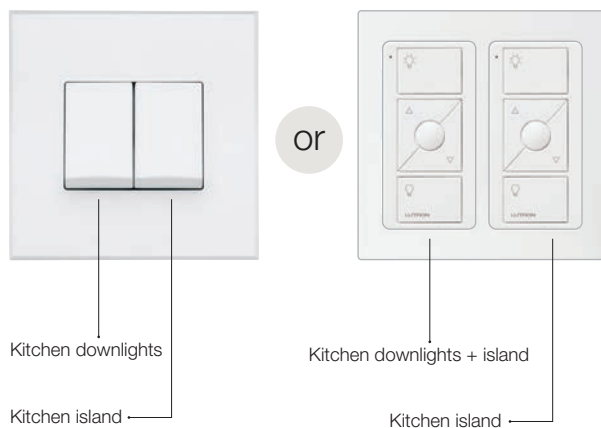
Set lights, blinds, and audio to unique levels for each button



1-Gang switch to Pico remote



2-Gang switch to Pico remote




*In-line dimmer switch required for each lighting load

The Power of Pico Controls

Flexibility of choice

3-or-4 Gang switch to Pico keypad and remotes



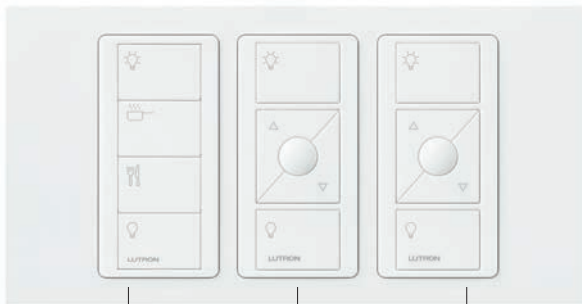
Kitchen downlights

Kitchen island

Dining chandelier

Living room downlights

or



Scenes that include all four zones of light

Kitchen downlights + island

Dining chandelier

Placement

You can mount a Pico to any wall surface without running wire, or use it on a pedestal for convenient tabletop control.

The Pico also features a 10-year battery life.



*In-line dimmer switch required for each lighting load

System components

Repeaters, In-line Dimmer/Switch,
and Pico Scene Keypads

XX denotes colour suffix

Pico

Matte Colours

AW

BL

Arctic White

Black



Repeater



In-line dimmer



In-line switch



2-button scene keypads



4-button scene keypads

Name	Model number	Description/Specifications
------	--------------	----------------------------

Repeaters

Main repeater

RRK-SEL-REP2-BL

Allows for setup, control, and monitoring of multiple devices

Wireless repeater

LK-REPPRO-BL

Use up to four to extend the RF range

Dimmer and Switch

In-line RF dimmer

RRK-R25NE-240

250 W LED/Hal/Inc/Elv in-line RF dimmer with neutral wire

In-line RF switch

RRK-R6ANS-240

6 A general lighting (2 A motor) in-line RF switch with neutral wire

Pico Scene Keypads

Entry keypad

PK2-2B-TXX-P01

2-button pre-engraved keypad with Home and Away scenes

Bedside keypad

PK2-2B-TXX-P02

2-button pre-engraved keypad with Alert and Goodnight scenes

Living Room keypad

PK2-4B-TXX-P01

4-button pre-engraved keypad with Bright, Entertain, Movie, and Off scenes

Kitchen keypad

PK2-4B-TXX-P02

4-button pre-engraved keypad with Bright, Cooking, Dining, and Off scenes

Any Room keypad

PK2-4B-TXX-P03

4-button pre-engraved keypad with Bright, Entertain, Relax, and Off scenes

System components

Pico Remote Controls

XX denotes colour suffix

Pico

Matte Colours

AW

Arctic White

BL

Black



Custom light keypad



Light remotes



Blind remote




Audio remote


Name	Model number	Description/Specifications
Pico Remote Controls		
Custom light keypad	PK2-4B-TXX-EL1	4-button, zone lights, custom engraved (On, Raise, Lower, Off)
	PK2-4B-TXX-EL2	4-button, scene lights, custom engraved (On, 66%, 33%, Off)
Custom blind keypad	PK2-4B-TXX-ES1	4-button, zone blinds, custom engraved (On, Raise, Lower, Off)
	PK2-4B-TXX-ES2	4-button, scene blinds, custom engraved (On, 66%, 33%, Off)
Light remote	PK2-2B-TXX-L01	2-button with light icons (On, Off)
	PK2-2BRL-TXX-L01	2-button with raise/lower with light icons
	PK2-3B-TXX-L01	3-button with light icons (On, Favourite, Off)
	PK2-3BRL-TXX-L01	3-button with raise/lower with light icons
	PK2-4B-TXX-L01	4-button, zone lights icon (On, Raise, Lower, Off)
	PK2-4B-TXX-L31	4-button, scene lights icon (On, 66%, 33%, Off)
Blind remote	PK2-3BRL-TXX-S01	3-button with raise/lower with blinds icons
	PK2-4B-TXX-S01	4-button, zone blinds icon (On, Raise, Lower, Off)
	PK2-4B-TXX-S31	4-button, scene blinds icon (On, 66%, 33%, Off)
Audio remote	PK2-3BRL-TXX-A01	3-button with raise/lower with audio icons

System components

Pico Accessories



Single Pico wallplate



Dual Pico wallplate



Car visor clip



Tabletop pedestal

Name	Model number	Description/Specifications
Pico Wallplates		
Single Pico wallplate	LPFP-S1-XXX	Wallplate for single Pico control
Dual Pico wallplate	LPFP-S2-XXX	Wallplate for two Pico controls
Triple Pico wallplate	LPFP-S3-XXX	Wallplate for three Pico controls
Pico Accessories		
Car visor clip	PICO-CAR-CLIP	Provides an easy way to attach a Pico to your car's sun visor
Tabletop pedestal	L-PED1-XX	Single pedestal
	L-PED2-XX	Double pedestal

XXX denotes colour suffix

Matte Colours



Arctic White

Black

Glass



Clear White

Satin Brass

Satin Chrome

Satin Nickel

XX denotes colour suffix

Gloss Colours



White

Black

System components

Wireless Sensors and Automated Blinds



Wireless Sensors



Automated blind

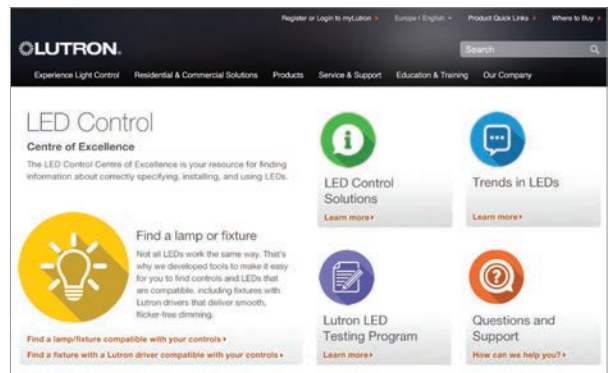
Name	Model number	Description/Specifications
Radio Powr Savr Wireless Occupancy Sensor		
Occupancy sensor	LRF3-OCR2B-P-WH	Ceiling mount
Occupancy sensor	LRF3-OKLB-P-WH	Corner mount
Occupancy sensor	LRF3-OWLB-P-WH	Wall mount
Occupancy sensor	LRF3-OHLB-P-WH	Hall mount
Automated Shades		
Sivoia QS Triathlon	Please see lutron.com/ triathlon-europe	Roller and Honeycomb blinds
Sivoia QS Wireless	Please see lutron.com/ sivoiaqswireless-europe	Roller and Honeycomb blinds and drapery systems



About Lutron — Founded in 1961, Lutron Electronics is headquartered in the U.S.A. From lighting control solutions (dimmers and blinds) for the home, to lighting management systems for entire commercial buildings, we offer more than 15,000 energy-saving products, sold in more than 100 countries. Notable installations include St. Paul's Cathedral, the Wimbledon Centre Court, and the Guggenheim Museum (Bilbao).



Lutron's European Experience Centre in London — Opened in May 2017, this beautiful centre delivers an immersive experience for every visitor, highlighting the latest in lighting and blind control solutions. The state-of-the-art, 585 m² (6,300 ft²) space demonstrates solutions for residential, commercial, and hospitality needs.



LED Centre of Excellence — The LED Centre of Excellence is your resource for finding information about correctly specifying, installing, and using LEDs.

- Extensive catalogue of lamps, drivers, and fixtures tested for compatibility
- View LED report cards, which provide detailed results of lamp/fixture performance with dimming controls
- Find a lamp/fixture compatible with your controls
- Find a fixture with a Lutron driver compatible with your controls

For more information, please visit lutron.com/led-europe.



Clear Connect RF Technology — Our patented Clear Connect RF technology sets the bar for reliability. You can trust your wireless system will work with precision and accuracy, free from interference with other frequency bands, every time you use it. To date, we have installed millions of devices that use Clear Connect, on thousands of projects around the globe.

For more product information, please visit
lutron.com/ra2select-europe or email
ra2select-europe@lutron.com

HomeKit™ requires an iPhone®, iPad®, or iPod touch® with iOS 8.1 or later.

The main repeater enables RA2 Select components to work with HomeKit technology.

Controlling HomeKit-enabled accessories away from home requires an Apple TV® (3rd generation or later) with Apple TV software 7.0 or later and an iPhone, iPad, or iPod touch with iOS 8.1 or later.

Apple, Apple TV, iPhone, iPad, iPod touch and Siri are trademarks of Apple Inc., registered in the U.S. and other countries. HomeKit is a trademark of Apple Inc.

Android is a trademark of Google Inc.

Lutron is a trademark of Lutron Electronics Co., Inc., registered in the U.S. and other countries. For a complete list of all Lutron trademarks, please visit lutron.com/trademarks.



Follow us on Twitter: @Lutron_EU

lutron.com/europe

European Headquarters

Lutron EA Ltd.

4th Floor, 52 Leadenhall Street

London EC3A 2EB, UK

European Experience Centre:

4th Floor, 125 Finsbury Pavement

London EC2A 1NQ, UK

FREEPHONE: 0800 282 107

TEL: +44 (0) 207 702 0657

FAX: +44 (0) 207 480 6899

lutronlondon@lutron.com

Customer Assistance

Online: lutron.com

Email: lutronlondon@lutron.com

Phone: +44.(0) 207 680.4481

© 11/2018 Lutron Electronics Co., Inc. | P/N 367-2749/EA REV B

