




CHANGING THE LOLA TRIMLESS MODULES



Find the screw in the top left corner of the LOLA TRIMLESS



Slowly undo the screw holding the back plate to the body



Gently push the top of the plate upwards to release the back plate.

(Do not touch the LED itself)



Remove the screws to release the module. Reverse the process with the replacement module to instal.