



LED Panels

- *Energy savings up to 80%*
- *Zero maintenance*
- *Quick & easy installation*
- *Complies with Part L 2013 regulations*
- *Fully Dimmable*
- *IP54 protected against dust & moisture*
- *Superior light distribution*





LED Panels

We're excited to unveil our new LED Panels. These new LED panels are ideal for commercial use and fit into standard tile grid systems.

LED Panels replace existing grid ceiling lighting.

The Panels have an instant start and out perform their fluorescent equivalent. They save up to 80 percent in energy and last far longer.

The panels come in the following sizes 300 x 600mm, 600 x 600mm and 1200 x 600mm.

There are three different panel options available.

The first is the single colour warm or cool white panels, including standard and high output versions.

The second option is the Adjustable Colour Temperature LED Panels, when used in conjunction with our controls allow you to change the colour temperature in the room, from cool to warm, with the touch of a button.

Finally we have Colour Changing RGB panels, allowing you to create different moods and effects, ideal for clubs, bars and leisure outlets.

- Up to 80% Energy saving
- Instant start
- Part L 2013 Compliant
- Fully dimmable
- Compatible with standard dimmers
- Compatible with RF, Dali, DMX512, 0-10V Dimmers
- Superior Light Distribution
- IP54
- Mercury free

Contents

Warm & Cool White LED Panels & Controls	1 - 6
---	-------

Adjustable Colour Temperature Panels & Controls	7 - 9
---	-------

Colour Change LED Panels & Controls	10 - 14
-------------------------------------	---------

Warm & Cool White LED Panels & Controls




1 x 60W
LED Panel
5000lm



4 x 14W
T5 Fluorescent
4920lm



1 x 34W
LED Panel
2800lm



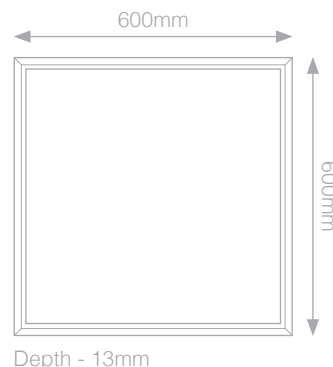
2 x 14W
T5 Fluorescent
2460lm

Single Colour Standard Output LED Panel 24V- Dimmable



- Energy savings up to 80% compared to fluorescent equivalent
- Instant start, no flickering or humming
- Complies with Part L 2013 regulations
- Dimmable with leading edge dimmers, RF, Dali, DMX512, 0-10V Dimmers
- Excellent thermal management and refined aluminium
- IP54 protected against dust and moisture

Photometric data available on request



Product Code	Dimming	Wattage	Comparable Fluorescent	Beam Angle	Lifetime (hours)	Lumens	Lumens per Watt	CRI	Colour Temp
LEDPANEL 34W CW	Yes	34W	2 x 14W	140°	40000	2800lm	83lm/W	80	4000K
LEDPANEL 34W WW	Yes	34W	2 x 14W	140°	40000	2800lm	83lm/W	80	3000K

Accessories

LEDP WIRE SUSP LED Panel Suspension Kit (suspend up to 1000mm)

Control Options


- A - Touch Dimmer - page 3
- B - Switching Driver - page 4
- C - Standard Dimming Driver - page 4
- D - 1-10V Dimming Driver - page 5
- E - Dali Dimming Driver - page 5
- F - Wise Wireless Controls - page 6

Single Colour Standard Output Long LED Panel 24V - Dimmable



- Energy savings up to 80% compared to fluorescent equivalent
- Instant start, no flickering or humming
- Complies with Part L 2013 regulations
- Dimmable with leading edge dimmers, RF, Dali, DMX512, 0-10V Dimmers
- Excellent thermal management and refined aluminium
- IP54 protected against dust and moisture

Photometric data available on request



Product Code	Dimming	Wattage	Comparable Fluorescent	Beam Angle	Lifetime (hours)	Lumens	Lumens per Watt	CRI	Colour Temp
LEDPANEL60LDIM C	Yes	60W	4 x 14W	140°	40000	5000lm	83lm/W	80	4000K
LEDPANEL60LDIM W	Yes	60W	4 x 14W	140°	40000	5000lm	83lm/W	80	3000K

Accessories

LEDP WIRE SUSP LED Panel Suspension Kit (suspend up to 1000mm)

Control Options

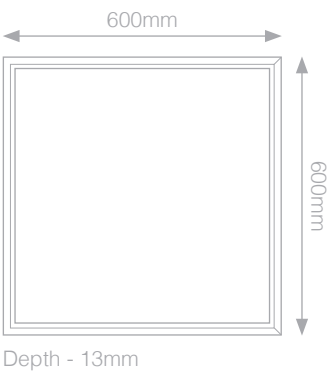
- A - Touch Dimmer - page 3
- B - Switching Driver - page 4
- C - Standard Dimming Driver - page 4
- D - 1-10V Dimming Driver - page 5
- E - Dali Dimming Driver - page 5
- F - Wise Wireless Controls - page 6

Single Colour High Output LED Panel 24V - Dimmable



- Energy savings up to 80% compared to fluorescent equivalent
- Instant start, no flickering or humming
- Complies with Part L 2013 regulations
- Dimmable with leading edge dimmers, RF, Dali, DMX512, 0-10V Dimmers
- Excellent thermal management and refined aluminium
- IP54 protected against dust and moisture

Photometric data available on request



Product Code	Dimming	Wattage	Comparable Fluorescent	Beam Angle	Lifetime (hours)	Lumens	Lumens per Watt	CRI	Colour Temp
LEDPANEL 60W CW	Yes	60W	4 x 14W	140°	40000	5000lm	83lm/W	80	4000K
LEDPANEL 60W WW	Yes	60W	4 x 14W	140°	40000	5000lm	83lm/W	80	3000K

Accessories

LEDP WIRE SUSP LED Panel Suspension Kit 1000mm

Control Options

- A - Touch Dimmer - page 3
- B - Switching Driver - page 4
- C - Standard Dimming Driver - page 4
- D - 1-10V Dimming Driver - page 5
- E - Dali Dimming Driver - page 5
- F - Wise Wireless Controls - page 6

Photometric data available on request

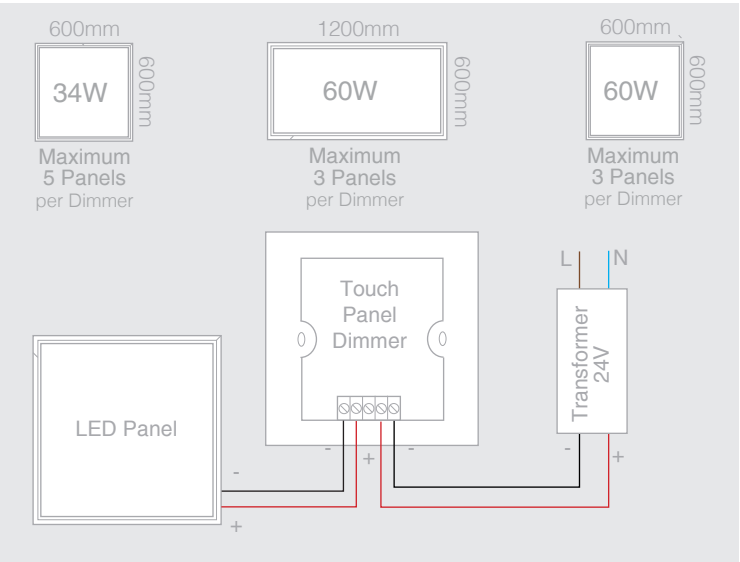
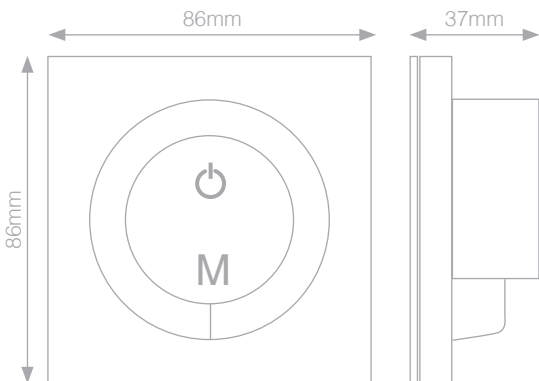
A. Single Colour Controls - Touch Panel Dimmer 24V

The Touch Panel Dimmer is made of touch sensitive glass, an easy and quick way to dim your lights.



- Connection mode: Common anode
- Supply voltage: DC12-24V
- Static power consumption: <1W
- Output current: <8A
- Output power: 12V = 96W, 24V = 192W

Product Code : LEDP TOUCH DIM




B. Single Colour Controls - LED Switching Driver 24V

The LED Panel Driver is a 24V driver for use with the LED Panel range of ceiling lights. The LED Panel driver has an input voltage of 24V and an output current of 700mA.

LED Panel Driver 24V 60W



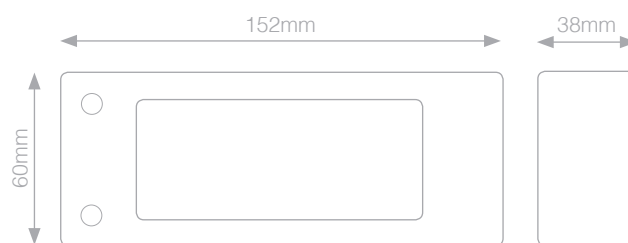
Product Code : **LEDP 6024**



LED Panel Driver 24V 100W



Product Code : **LEDP 10024**



C . Single Colour Controls - LED Dimming Driver 24V

The Triac LED Dimming Controller provides the required dim level for 24V LED strip lighting systems. Designed for ultimate flexibility, they allow users to easily add their own personal touch to illumination settings.

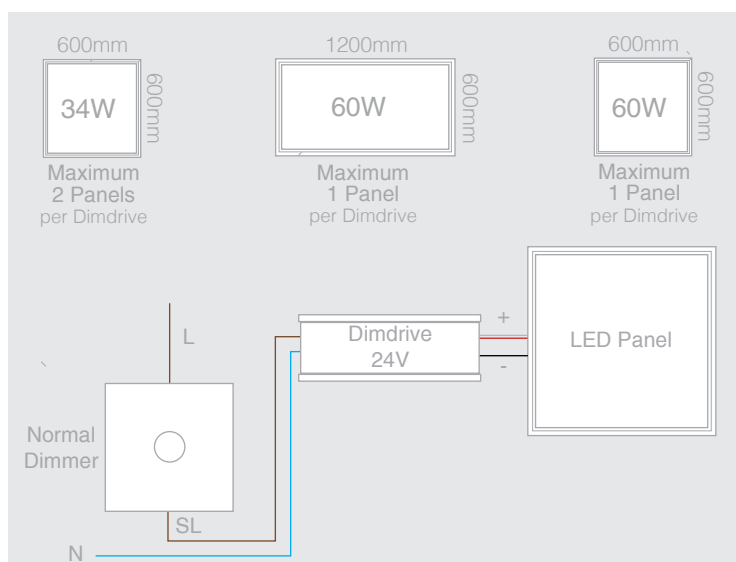
Simple easy wiring direct to any type of standard Leading or Trailing edge dimmer switch, no need for an expensive interface controller for most Home Automation Systems.



Product Code, 30W : **DIMDRIVE 24V 30W**

Product Code, 45W : **DIMDRIVE 24V 45W**

Product Code, 80W : **DIMDRIVE 24V 80W**



D. Single Colour Controls - 1-10V Dimmable Driver

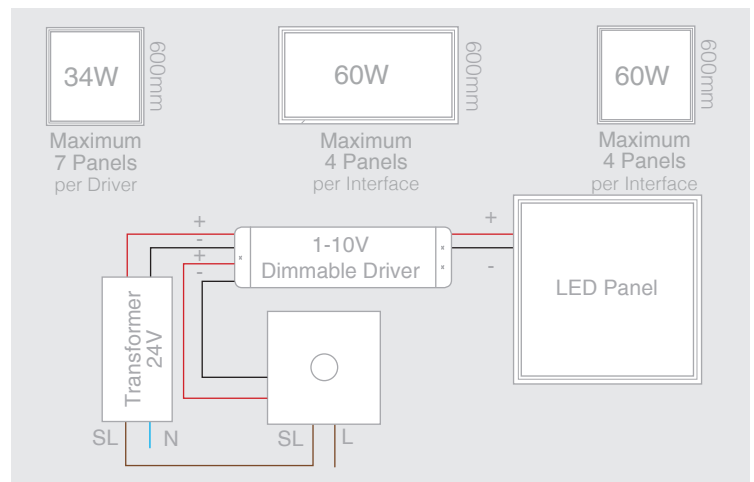

The 1-10V / Push Button Dimmable Driver allows LED lamps to be controlled by many traditional intelligent dimming systems. This driver is compatible with the 0-10V, 1-10V, Resistor and Push Button insert dimming.

Please note: A power supply is required for this product. When using a 12V power supply the maximum load is 100W. When using a 24V power supply the maximum load is 240W.



- Works with Standard 0/1-10V Dimmer
- Works with Lutron 0/1-10V Dimmer
- Works with Wise Wireless Dimming 0/1-10V
- Works with RAKO Wireless Dimming 0/1-10V
- Works with PIR Sensor Dimming

Product Code : **ECP70110A240W24V**



E. Single Colour Controls - Dali Dimmable Driver

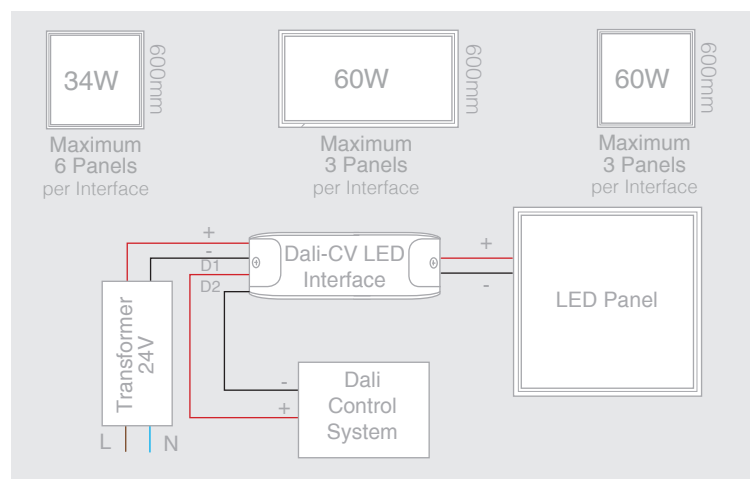

The Dali-CV LED Interface is a intelligent electronic constant-voltage 1-channel DALI dimmer.

Please note: A power supply is required for this product. When using a 12V power supply the maximum load is 100W. When using a 24V power supply the maximum load is 200W.



- Maximum output current: 8A
- Cable clamp housing for independent mounting
- Operating Temperature: 50°C
- Case Temperature: 80°C
- 10V Maximum 100W
- 24V Maximum 200W
- Dimmable

Product Code : **DALI 701-8A**



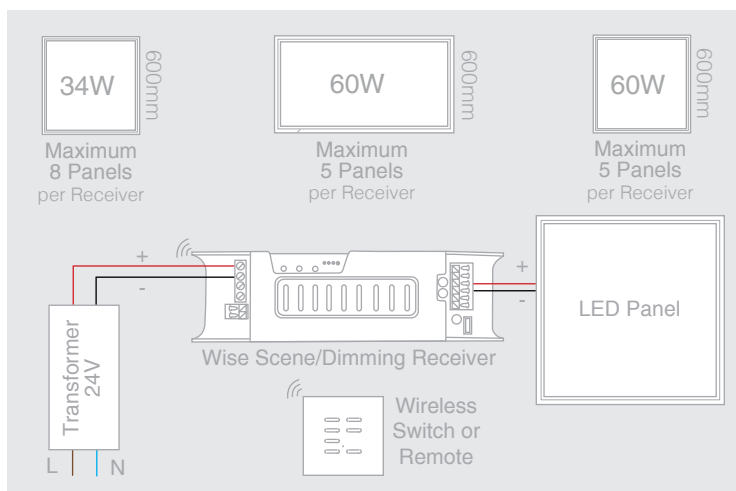
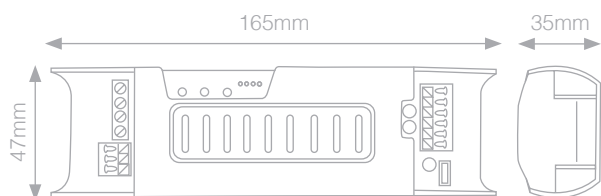
F. Single Colour Controls - Wise Scene/Dimming Receiver

The Wise Scene Strip Receiver is a 150W 12V/300W 24V dimmer that is controlled by wireless switches or by a push-to-make switch. It can dim 12V DC or 24V DC LEDs. It can be programmed in 4 different ways using our wireless switches or remotes.



- Scene Programming
- Dimming Programming
- Switching ON only
- Switching OFF only
- Wireless Switches and Remotes

Product Code : **WISESCENE STRIP**



Wireless Switch 7 Button



Product Code : **WISE INTENSE7 WH**

Wireless switches can be used to control any of the receivers in the Wise Controls range. The function of the switch, and each of its buttons, depends upon the function of the wireless receiver it is programmed to. Therefore a single button can be used for a variety of functions including, but not restricted to, on/off, on/off and dimming, or master off only.

Wise Pod Remote 7 Button



Product Code : **WISE POD7 WH**

The Wise Pod Remote comes in 3, 7, 18 and 42 channel versions. The 7 button remote works the same as the 4 button remote, but has 7 or 42 channels. The centre button changes the LED light on the pod from 1 to 6, with each light representing another 7 buttons.

Wise Mouse Dimmer Dimmer & Sensor



Product Code : **WISEGMOUSE DIM**

The Wise Mouse Dimmer is a wireless battery powered transmitter with an integrated light sensor. It can be used on the wall or table to control the brightness in the room.

The Wise Energy Switch light sensor checks the light level of both natural daylight and artificial lighting, then dims the lighting up or down to meet the level that is required.

Colour Temperature Adjustable LED Panels & Controls



1 x 30W
LED Panel
2400lm

=



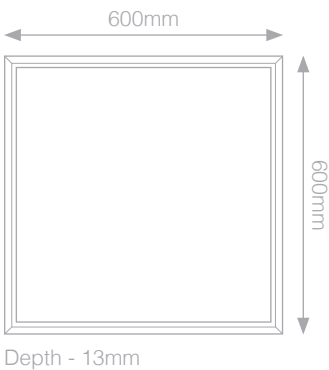
2 x 14W
T5 Fluorescent
2460lm

Colour Temp Adjustable LED Panel 24V - Dimmable



- Energy savings up to 80% compared to fluorescent equivalent
- Instant start, no flickering or humming
- Complies with Part L 2013 regulations
- Dimmable with leading edge dimmers, RF, Dali, DMX512, 0-10V Dimmers
- Excellent thermal management and refined aluminium
- IP54 protected against dust and moisture

Photometric data available on request



Product Code	Dimming	Wattage	Comparable Fluorescent	Beam Angle	Lifetime (hours)	Lumens	Lumens per Watt	CRI	Colour Temp
--------------	---------	---------	------------------------	------------	------------------	--------	-----------------	-----	-------------

LEDPANEL 30W CCT	Yes	30W	2 x 14W	140°	40000	2400lm	80lm/W	90	2500 -7000K
------------------	-----	-----	---------	------	-------	--------	--------	----	-------------

Accessories

LEDP WIRE SUSP

LED Panel Suspension Kit (suspend up to 1000mm)

Control Options

- G - Colour Temperature Adjusting Remote - page 9
- H - Colour Temperature Adjusting Touch Switch - page 9

Photometric data available on request



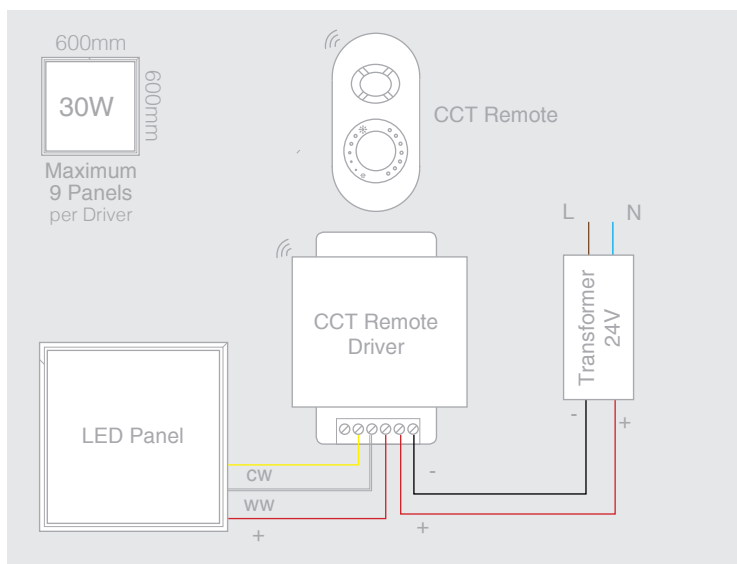
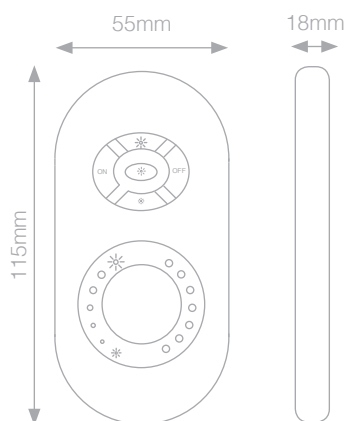
G. CCT Adjustable Controls - CCT Adjustable Panel Remote & Receiver 24V

The LED CCT Adjustable Panel Remote is a touch colour temperature adjustable remote. It adopts a high precision touch control chip that increases touch sensitivity. Two AAA batteries are required to operate the remote available separately.



- Output control: Two circuits
- Connection mode: Common anode
- Receiving range: 20m
- Control current: 6A/circuit

Product Code : **LEDP CCT REMOTE**



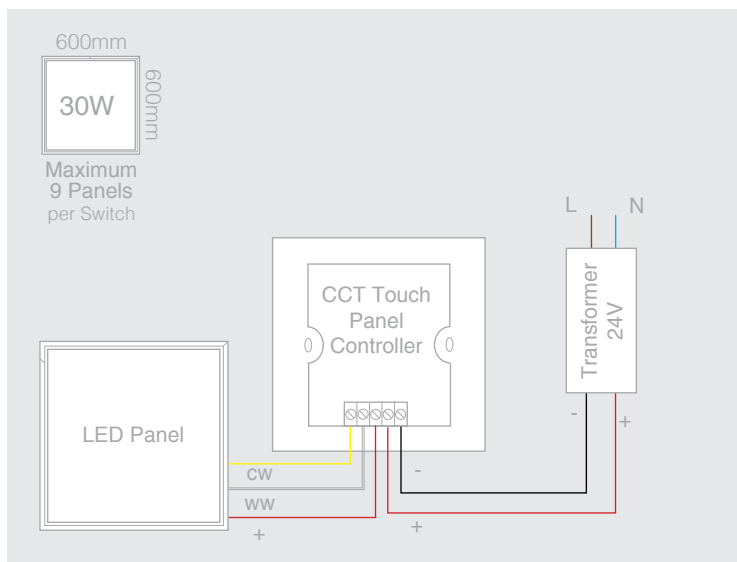
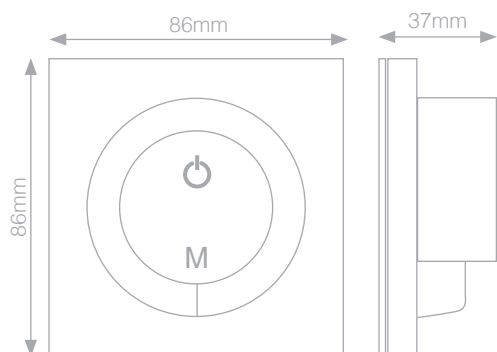
H. CCT Adjustable Controls - CCT Adjustable Touch Panel Controller 24V

The LED CCT Adjustable Panel Controller is a touch panel glass colour temperature adjustable controller. It adopts a high precision touch control chip that increases touch sensitivity.



- Output: Two channels 96W per channel at 24V
- Connection mode: Common anode
- Supply voltage: DC12-24V
- Static power consumption: <1W
- Output current: <4A (each channel)
- Output power: 12V<96W, 24V<192W

Product Code : **LEDP CCT DIM**



Colour Changing LED Panels & Controls



1 x 23W
LED Panel

=



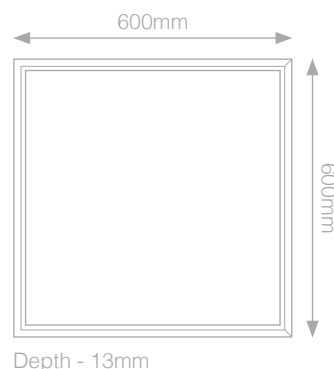
2 x 14W
T5 Fluorescent

Colour Change RGB LED Panel 24V - Dimmable



- Energy savings up to 80% compared to fluorescent equivalent
- Instant start, no flickering or humming
- Compatible with RF, DMX, infrared
- No electric wave
- Excellent thermal management and refined aluminium
- IP54 protected against dust and moisture

Photometric data available on request



Product Code	Dimming	Comparable Fluorescent	Wattage	Beam Angle	Lifetime (hours)	Colour Temp
--------------	---------	------------------------	---------	------------	------------------	-------------

LEDPANEL623W RGB	Yes	2 x 14W	23W	140°	40000	RGB
------------------	-----	---------	-----	------	-------	-----

Accessories

LEDP WIRE SUSP

LED Panel Suspension Kit (suspend up to 1000mm)

Control Options

I - Colour Changing Touch Switch - page 12

J - Wise Chameleon Master - page 13

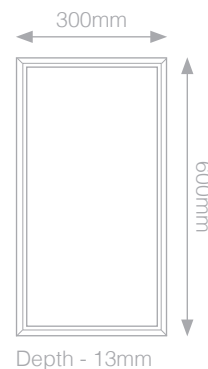
K - Wise Chameleon DMX/DALI - page 14

Colour Change RGB LED Panel 24V - Dimmable



- Energy savings up to 80% compared to fluorescent equivalent
- Instant start, no flickering or humming
- Compatible with RF, DMX, infrared
- No electric wave
- Excellent thermal management and refined aluminium
- No RF interference

Photometric data available on request



Product Code	Dimming	Comparable Fluorescent	Wattage	Beam Angle	Lifetime (hours)	Colour Temp
--------------	---------	------------------------	---------	------------	------------------	-------------

LEDPANEL323W RGB	Yes	2 x 14W	23W	140°	40000	RGB
------------------	-----	---------	-----	------	-------	-----

Accessories

LEDP WIRE SUSP

LED Panel Suspension Kit (suspend up to 1000mm)

Controls

I - Colour Changing Touch Switch - page 12

J - Wise Chameleon Master - page 13

K - Wise Chameleon DMX/DALI - page 14

Colour Change

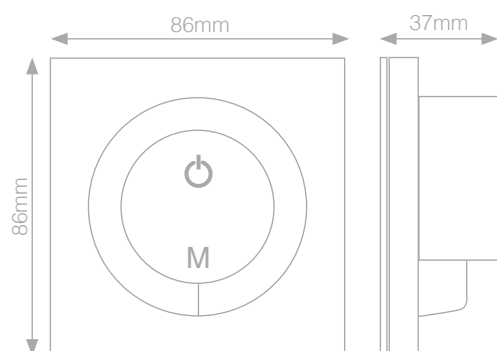


I. Colour Change Controls - RGB Panel Controller 24V

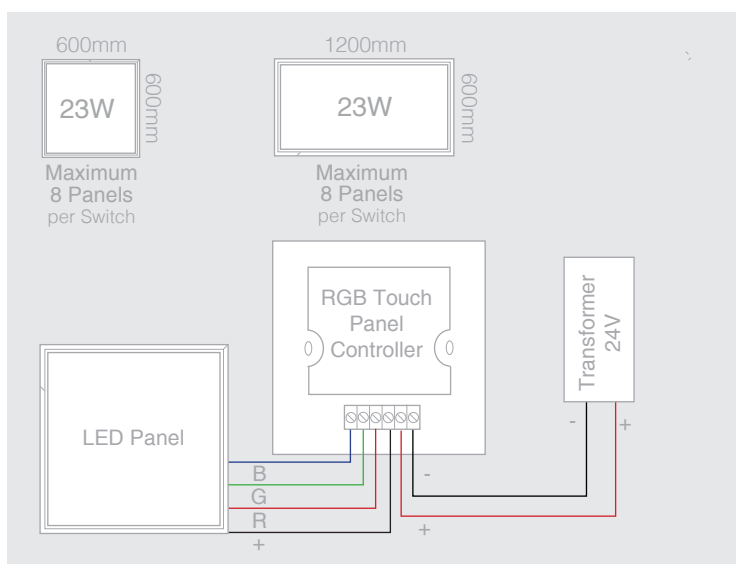
The RGB LED Panel Controller is a glass RGB controller. It adopts a high precision touch control chip that increases touch sensitivity. The RGB LED controller can quick change between colours, gradual change and produce strobing effects.



Product Code : **LEDP RGB CONTROL**




- Output: Three channels 96W per channel at 24V
- Connection mode: Common anode
- Supply voltage: DC12-24V
- Static power consumption: <1W
- Output current: <4A (each channel)
- Output power: 12V<144W, 24V<288W



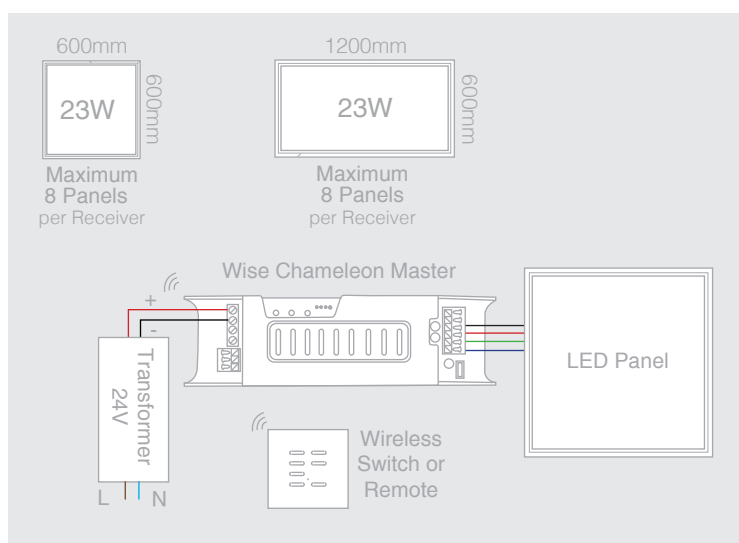
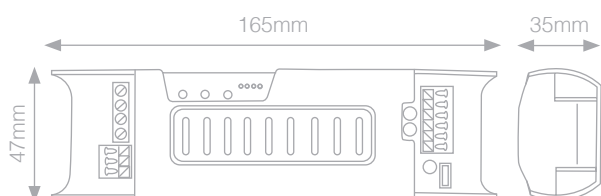
J. Colour Change Controls - Wise Chameleon Master 12V/24V 150W/300W

The Wise Chameleon Master receiver is a 12V 150W or 24V 300W LED colour change controller and LED dimmer. It is controlled by wireless switches or by a push-to-make switch. It can colour change and dim any 12V or 24V RGB LEDs (with common anode +) or single colour LEDs. It can be programmed in 6 different ways using our wireless switches:



- Full Colour Change with a 7 button switch
- Full Colour Change with a 7 button switch
- Dim Warm White with RGB LEDs
- Switching ON only Programming
- Switching OFF only Programming
- Wireless Switches and Remotes

Product Code : **WISERGB STRIP M3**



Wireless Switch 7 Button



Product Code : **WISE INTENSE7 WH**

Wireless switches can be used to control any of the receivers in the Wise Controls range. The function of the switch, and each of its buttons, depends upon the function of the wireless receiver it is programmed to. Therefore a single button can be used for a variety of functions including, but not restricted to, on/off, on/off and dimming, or master off only.

Wise Pod Remote 7 Button

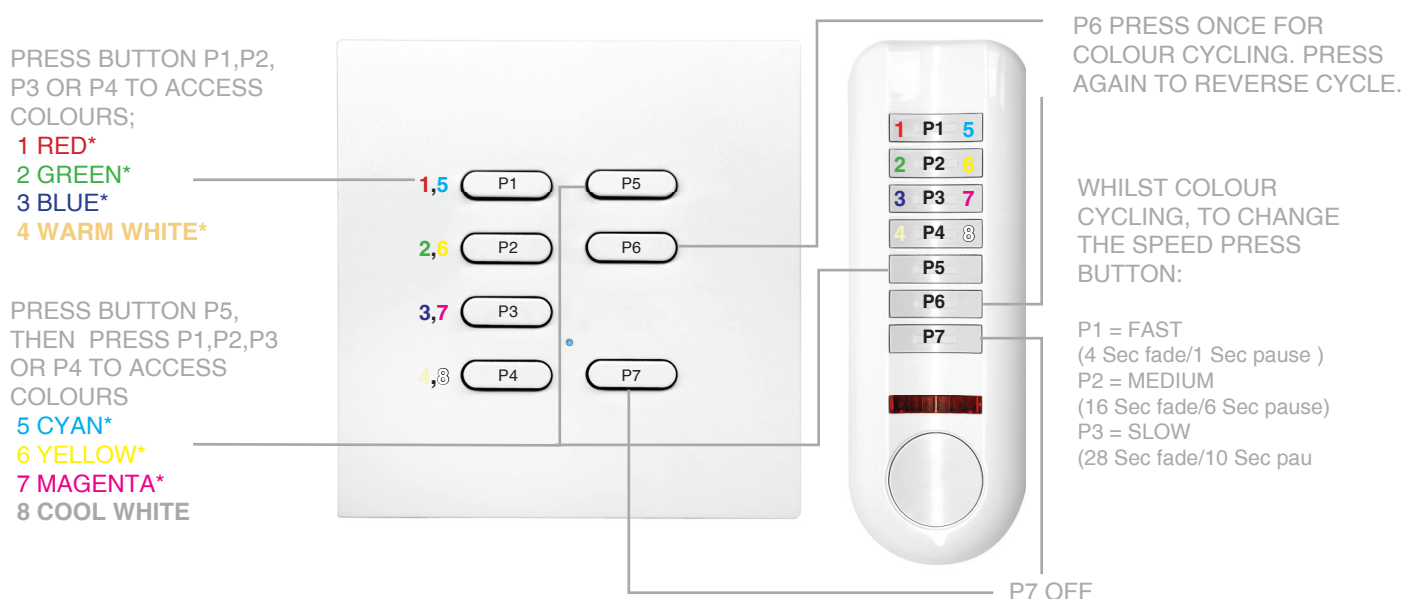


Product Code : **WISE POD7 WH**

The Wise Pod Remote comes in 3, 7, 18 and 42 channel versions. The 7 button remote works the same as the 4 button remote, but has 7 or 42 channels. The centre button changes the LED light on the pod from 1 to 6, with each light representing another 7 buttons.

See Next Page for Instructions

J. Colour Change Controls - Using the Wise Switches & Remotes



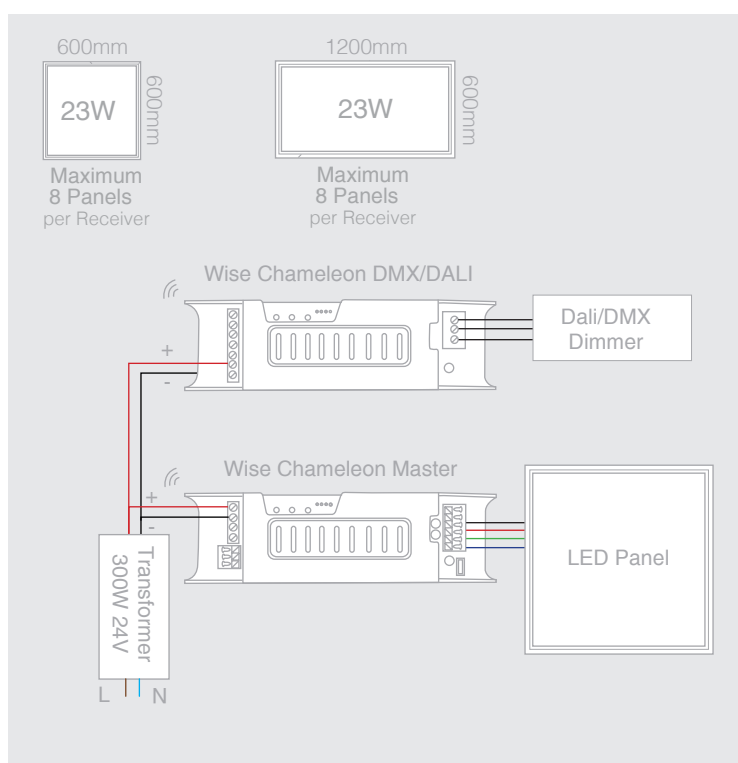
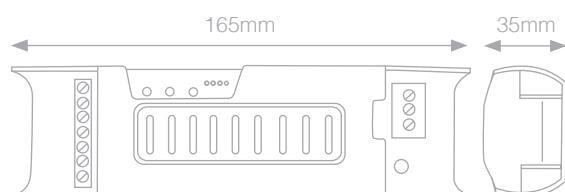
K. Colour Change Controls - Wise Chameleon DMX/DALI

The Chameleon DMX/DALI Interface brings Wise Controllers together. You can now control the Wise Chameleon from either your DMX/DALI control system or your Wise wireless switches, giving you the benefits of both DMX/DALI wired and Wise wireless controlling.



- Full Colour Change with a 7 button switch
- Full Colour Change with a 7 button switch
- Dim Warm White with RGB LEDs
- Switching ON only Programming
- Switching OFF only Programming
- Wireless Switches and Remotes

Product Code : **WISEDMX/DALI RGB**



Wandsworth Showroom
21 Lydden Road
Wandsworth
London SW18 4LT, UK

Fulham Showroom
82-84 New Kings Road
Fulham
London SW6 4LU, UK

Available at :



MR. RESISTOR®
Lighting Specialist Est. 1968

Tel: +44 (0)20 8874 2234
Fax: +44 (0)20 8871 2262

www.mrresistor.com