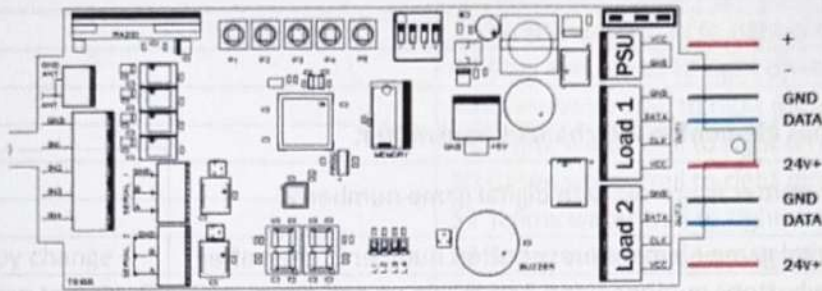


WISERGB DIGITAL RECEIVER – DIGITAL PROGRAMMING




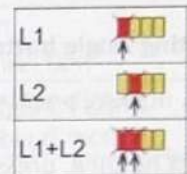
Programming the digital games element to a 7 and 4 channel transmitter.

Select the load you wish to apply the digital games function to by pressing P1 once for load 1, twice for load 2, or 3 times for both loads. (Total wattage for both loads combined is 100W for 5VDC, 240W for 12VDC, and 480W for 24VDC.)



NB: 2 separate transmitters need to be used to control load 1 and load 2 independently.

- For 7 button programming, hold down P5 and whilst holding, press any button on the 7-channel transmitter.
- For 4 button programming press P5 twice, holding on the second press and whilst holding, press any button on the 4-channel transmitter.



Operating the digital games element with a 7-channel transmitter.

The 7-channel transmitter is pre-set with 4 game elements: (see game list for type)


Button 1 – Game 9	Button 2 – Game 25
Button 3 – Game 26	Button 4 – Game 34

The speed of the digital game function can be increased by pressing button 5, or decreased by pressing button 6. (Do this with quick presses, not by holding the button down)

Button number 7 will switch your digital receiver off.

Changing the default pre-set digital games.

- Press one of the 4 buttons which has the digital game pre-set you wish to change.
- Hold down the off button (button 7) for 3 seconds. (Indicated by a beep and flash)
- Use buttons 5 and 6 to toggle through the 87 available digital game options.



- When you have selected your new chosen digital game, hold the same button as before to save until you hear a beep.

Repeat with other pre-sets until complete.

Operating the digital games element to a 4-channel transmitter.

- The 4-button transmitter is pre-set with digital game number 9.
- To change the digital game element press button number 3, then after the long beep use buttons number 1 and 2 to toggle up and down through the list. (See list for options)
- When happy with the new game selection, press button number 3 to confirm. You will now be able to change the speed of the digital game element using buttons 1 and 2.
- Use button number 4 to switch off.



Deleting single button

- Press P5 eight times, holding on the 8th press.

Whilst holding, press the button on the transmitter you wish to delete.

Deleting all programming

- Press P5 nine times, holding on the 9th press.

Hold down for 10 seconds, or until the rapid beeping sound changes to a continuous tone.

Button 1 - Game 9	Button 2 - Game 12
Button 3 - Game 20	Button 4 - Game 34



Digital Games List

1 Static green	45 Red water trail to right direction
2 Static green	46 Purple water trail to right direction
3 Static blue	47 Blue water trail to right direction
4 Static yellow	48 Cyan water trail to right direction
5 Static cyan	49 White water trail to right direction
6 Static purple	50 Green water trail to right direction
7 Static white	51 Yellow water trail to right direction
8 Three colour jumpy change	52 Seven colour queue water trail to right direction
9 Red horse race lamp to right direction	53 Seven colour alternation water trail to right direction
10 Purple horse race lamp to left direction	54 Red trail to left double direction
11 Blue horse race lamp to right direction	55 Purple trail to left double direction
12 Cyan horse race lamp to left direction	56 Blue trail to left double direction
13 Seven colour cycling horse race lamp to right direction	57 Cyan trail to left double direction
14 Seven colour cycling horse race lamp to left direction	58 White trail to left double direction
15 Seven colour horse race lamp back-for-ward direction	59 Green trail to left double direction
16 Seven colour gradually change	60 Yellow trail to left double direction
17 Green background scan lamp back-for-ward direction	61 Seven colour queue trail to left double direction
18 Red water move to right direction	62 Seven colour alternation trail to left double direction
19 Green water move to right direction	63 Full colour waves to right direction
20 Blue water move to right direction	64 Seven colour water move to left direction
21 Yellow water move to right direction	65 Purple background trail to right double direction
22 Cyan water move to right direction	66 Blue background trail to right double direction
23 Purple water move to right direction	67 White background trail to right double direction
24 White water move to right direction	68 Cyan background trail to right double direction
25 Seven colour cycling water move to right direction	69 Green background trail to right double direction
26 Seven colour breathing lamp back-for-ward direction	70 Yellow background trail to right double direction
27 Red trail to left single direction	71 Seven colour background trail to right double direction
28 Purple trail to left single direction	72 Seven colour breathing from the middle to both sides
29 Blue trail to left single direction	73 Seven colour draw curtain
30 Cyan trail to left single direction	74 Seven colour lower curtain
31 White trail to left single direction	75 Seven colour spread from both sides to the middle
32 Green trail to left single direction	76 Colourful switch
33 Yellow trail to left single direction	77 Seven colour overlay from middle to both sides
34 Seven colour queue trail to left single direction	78 Sub seven colour spread to single direction
35 Seven colour alternation trail to left single direction	79 Seven colour overlay from both sides to middle
36 Red trail to right single direction	80 Seven colour background overlay both sides to middle
37 Purple trail to right single direction	81 Sub seven colour move back-for-ward direction
38 Blue trail to right single direction	82 Sub seven colour background move back-for-ward
39 Cyan trail to right single direction	83 Sub seven colour background move single direction
40 White trail to right single direction	84 Sub seven colour spread to single direction
41 Green trail to right single direction	85 Sub seven colour spread back-for-ward
42 Yellow trail to right single direction	86 Sub seven colour water move to left and right
43 Seven colour queue trail to right single direction	87 Sub seven colour stretch to single direction
44 Seven colour alternation trail to right single direction	